


# FRANKLIN COUNTY, TEXAS



## 2018 ADOPTED BUDGET

**This budget will raise more total property taxes than last year's budget by \$426,582, an 8.00% increase from last year's budget and of that amount, \$77,751 is tax revenue to be raised from new property added to the tax roll this year. The ad valorem tax rate required to fund this budget exceeds the effective tax rate.**

**The proposed increase in tax revenues is for the purpose of funding increases for maintenance and operations expenses, a new deputy position, road material expenses, County employee raises, and new unfunded State mandates on jail standards from the Texas 85th Legislature.**

Members of the Commissioners' Court voting on the adoption of the FY2018 budget:

**For:** County Judge Scott Lee, Commissioner Precinct 1 Jerry Cooper,  
Commissioner Precinct 3 Charlie Emerson, Commissioner Precinct 4 Sam Young

**Against:** Commissioner Precinct 2 Larkin Jumper

Budget Adopted: September 11, 2017

<b>Tax Rate Year</b>	<b>2016</b>	<b>2017</b>
<b>Calendar Budget Year</b>	<b><u>2017</u></b>	<b><u>2018</u></b>
<b>Total Property Tax Rate</b>	<b>.505921</b>	<b>.539549</b>
Effective Tax Rate	.505921	.510560
Property Tax M&O Rate	.500446	.534015
Effective M&O Rate	.500446	.505026
Rollback Tax Rate	.633757	.627289
Debt Service Rate	.005475	.005534
<b>Total Debt Payable</b> (for detail see page VI)	<b>\$480,722</b> (at 8-31-16)	<b>\$375,752</b> (at 8-31-17)



149482 OPR Vol:345 P:186 Pages:32  
09/11/2017 01:23:06 PM By: marler  
Franklin County, TX  
Betty Crane - County Clerk



# INDEX

<u>DEPARTMENT</u>	<u>PAGE</u>
County Officials.....	I
Budget Certificate.....	II
Order Adopting 2018 Budget.....	III
Order Adopting 2017 Tax Rate.....	IV
Tax Rates by Funds.....	V
Statement of Indebtedness.....	VI
Budget Summary by Fund	
2016 Actual -- 2017-2018 Estimated.....	VII
Approved Personnel Positions.....	VIII
General Fund	
Revenue.....	1
County Judge.....	2
County Clerk.....	2
Elections.....	2
Non-Departmental.....	2
Other Contracts.....	3
District Clerk.....	3
Justice of the Peace.....	3
Courts.....	4
County Attorney.....	5
County Auditor.....	5
County Treasurer.....	5
County Tax Assessor/Collector.....	5
Data Process.....	6
CH Maintenance/Utilities.....	6
Constable.....	6
Dept of Public Safety.....	6
Law Enforcement.....	7
Jail.....	7
Emergency Management.....	8
Septic Inspection.....	8
Waste Management.....	8
Extension.....	8
Transfers.....	9

# INDEX

<b><u>DEPARTMENT</u></b>	<b><u>PAGE</u></b>
Bruce Endowment.....	10
Record Retention Fund.....	10
Healthcare.....	10
Indigent Health Care.....	10
County Record Retention.....	10
Road & Bridge #1.....	11
Road & Bridge #2.....	12
Road & Bridge #3.....	13
Road & Bridge #4.....	14
Library.....	15
Archival Fund.....	16
District Clerk Record Retention.....	16
County/District Clerk Technology Fund.....	16
Courthouse Security.....	16
Justice Technology Fund.....	16
Courthouse Restoration.....	17
Revolving Loan Fund.....	17
State Agency.....	18
County-Wide Road & Bridge.....	19
Recreation Facility.....	19
Hotel/Motel Tax Fund.....	19
County Law Library.....	20
Debt Service.....	20
Airport.....	20
Inmate Commissary.....	21
Jail Housing/Expansion.....	21
Sheriff Forfeiture Fund.....	21

**FRANKLIN COUNTY  
2018 BUDGET**

**County Officials**

\*\*\*\*\*

**County Judge.....Scott Lee**  
**Commissioner Precinct 1.....Jerry Cooper**  
**Commissioner Precinct 2.....Larkin Jumper**  
**Commissioner Precinct 3.....Charlie Emerson**  
**Commissioner Precinct 4.....Sam Young**

**County Clerk.....Betty Crane**  
**District Clerk.....Ellen Jagers**  
**County Treasurer.....Betty Sue Allen**  
**Tax Assessor-Collector.....Sue Ann Harper**  
**County Auditor.....Tina Phillips**

**Sheriff.....Ricky Jones**  
**County Attorney.....Gene Stump**  
**Justice of the Peace.....Jim Alford**  
**Constable.....Randy Green**


# BUDGET CERTIFICATE

Budget year January 1, 2018 through December 31, 2018


STATE OF TEXAS \*\*

COUNTY OF FRANKLIN \*\*

We, Scott Lee, County Judge; Tina Phillips, County Auditor; and Betty Crane, County Clerk of Franklin County, Texas, do hereby certify the attached budget is a true and correct copy of the budget of Franklin County, Texas, for the period January 1, 2018 through December 31, 2018, as passed and approved by the Commissioners' Court of Franklin County, Texas, on the 11<sup>th</sup> day of September, 2017, as the same appears on file in the office of the County Clerk of Franklin County, Texas.



Scott Lee, County Judge



Tina Phillips, County Auditor

STATE OF TEXAS \*\*

COUNTY OF FRANKLIN \*\*

I, Betty Crane, County Clerk of Franklin County, Texas, and Ex-Officio Clerk of the Commissioners' Court, do hereby certify that the above and foregoing is true and correct as reflected by the records in my office.

Given under my hand and seal of office in Mt. Vernon, Texas, this 11<sup>th</sup> day of September 2017.

  
Betty Crane, County Clerk

**FRANKLIN COUNTY, TEXAS  
ORDER ADOPTING  
THE FRANKLIN COUNTY 2018 BUDGET**

**WHEREAS**, the Court met on September 11, 2017, to consider the proposed budget of estimated revenues and expenditures for FY2018, covering January 1 through December 31, 2018;

**WHERE AS**, the proposed Budget was duly filed for inspection; public notice was given for public hearing on the adoption of said Budget; and said Budget having been duly considered by the Court;

**IT IS HEREBY ORDERED** by the Commissioners' Court of Franklin County, State of Texas, on September 11, 2017, that the proposed budget be and the same is hereby adopted as the annual budget for the FY2018 for Franklin County.

This budget will raise more revenue from property taxes than last year's budget by \$426,582 which is an 8.00% increase from last year's budget. The property tax revenue to be raised from new property added to the tax roll this year is \$77,751. [LGC 111.008(d)] The ad valorem tax rate required to fund this budget exceeds the effective rate.

Commissioner Charlie Emerson moved for adoption of order.

Commissioner Jerry COOPER seconded the motion.

Adopted by the following vote:

County Judge – Scott Lee	<input checked="" type="radio"/> Yes	Abstain	No	Absent
Commissioner Pct 1 – Jerry Cooper	<input checked="" type="radio"/> Yes	Abstain	No	Absent
Commissioner Pct 2 – Larkin Jumper	Yes	Abstain	<input checked="" type="radio"/> No	Absent
Commissioner Pct 3 – Charlie Emerson	<input checked="" type="radio"/> Yes	Abstain	No	Absent
Commissioner Pct 4 – Sam Young	<input checked="" type="radio"/> Yes	Abstain	No	Absent

Motion 4 Carried 1 Failed

9/11/17  
Date

Jerry Cooper  
Jerry Cooper, Commissioner Pct. #1

Charlie Emerson  
Charlie Emerson, Commissioner Pct. #3

ATTEST: Betty Crane  
Betty Crane, County Clerk

Scott Lee  
Scott Lee, Franklin County Judge

Larkin Jumper  
Larkin Jumper, Commissioner Pct. #2

Sam Young  
Sam Young, Commissioner Pct. #4

September 11, 2017  
Date





# ORDER LEVYING A TAX RATE FOR THE COUNTY OF FRANKLIN FOR TAX RATE YEAR 2017

**WHERE AS**, the Franklin County Commissioners' Court has voted to adopt the proposed FY2018 budget requiring a funding tax rate exceeding the calculated effective tax rate,

**IT IS HEREBY ORDERED** BY AFFIRMATIVE VOTE OF THE COMMISSIONERS' COURT OF FRANKLIN COUNTY, ON SEPTEMBER 11, 2017:

That the tax levy for Tax Year 2017 / Budget Year 2018 is a total ad valorem tax of \$0.539549 per \$100 assessed valuation on all taxable property within the county.

The tax levy hereby adopted contains the following components:

General Fund	.366242
Lateral Road & Bridge Fund	.144513
Special Road & Bridge Fund	.023260
Interest & Sinking Fund	<u>.005534</u>
<b>TOTAL TAX RATE</b>	<b>.539549</b>

Commissioner Charlie Emerson moved for adoption of order.

Commissioner Jerry COOPER seconded the motion.

Adopted by the following vote:

County Judge – Scott Lee	<input checked="" type="radio"/> Yes	Abstain	<input type="radio"/> No	Absent
Commissioner Pct 1 – Jerry Cooper	<input checked="" type="radio"/> Yes	Abstain	<input type="radio"/> No	Absent
Commissioner Pct 2 – Larkin Jumper	<input type="radio"/> Yes	Abstain	<input checked="" type="radio"/> No	Absent
Commissioner Pct 3 – Charlie Emerson	<input checked="" type="radio"/> Yes	Abstain	<input type="radio"/> No	Absent
Commissioner Pct 4 – Sam Young	<input checked="" type="radio"/> Yes	Abstain	<input type="radio"/> No	Absent

Motion                      4 Carried                      1 Failed

Scott Lee  
Scott Lee, County Judge

Jerry Cooper  
Jerry Cooper, Commissioner Precinct #1

Charlie Emerson  
Charlie Emerson, Commissioner Precinct #3

Larkin Jumper  
Larkin Jumper, Commissioner Precinct #2

Sam Young  
Sam Young, Commissioner Precinct #4

ATTEST: Betty Crane  
County Clerk, Betty Crane



**FRANKLIN COUNTY TEXAS**  
**TAX RATE BY FUNDS PER \$100 & GROSS CURRENT TAX REVENUE**

	<u>Tax Rate 2012</u>	<u>Tax Rate 2013</u>	<u>Tax Rate 2014</u>	<u>Tax Rate 2015</u>	<u>Tax Rate 2016</u>	<u>Tax Rate 2017</u>	2017 <u>Tax Dollars Per Fund</u>	<u>% of Total \$s</u>
	2013 Budget	2014 Budget	2015 Budget	2016 Budget	2017 Budget	2018 Budget	2018 Budget	
<b><u>Ad Valorem Operating:</u></b>								
General Fund	0.301479	0.289238	0.308826	0.337729	0.342469	0.366242	\$ 3,893,705	67.63%
Debt Service	0.012159	0.011069	0.006157	0.005104	0.005475	0.005534	\$ 54,906	0.95%
<b>Total Ad Valorem Operating</b>	<b>0.313638</b>	<b>0.300307</b>	<b>0.314983</b>	<b>0.342833</b>	<b>0.347944</b>	<b>0.371776</b>	<b>\$ 3,948,611</b>	<b>68.58%</b>
<b><u>Maintenance of Roads:</u></b>								
Road & Bridge Special	0.025674	0.022442	0.023663	0.023669	0.023788	0.023260	\$ 274,000	4.76%
Lateral & Flood Control	0.130688	0.125739	0.132369	0.133155	0.134189	0.144513	\$ 1,534,179	26.65%
<b>TOTAL</b>	<b>0.470000</b>	<b>0.448488</b>	<b>0.471015</b>	<b>0.499657</b>	<b>0.505921</b>	<b>0.539549</b>	<b>\$ 5,756,790</b>	<b>100.00%</b>



# STATEMENT OF INDEBTEDNESS

As of August 31, 2017

## County Limited Tax Notes

<u>Financer / Description</u>	<u>Issue Date</u>	<u>Maturity Date</u>	<u>Interest Rate</u>	<u>Issued Amount</u>	<u>Retired Amount</u>	<u>Balance 08/31/2017</u>
Guaranty Bank & Trust \$400,000 Series 2013 - Courthouse	09/09/2013	09/01/2020	1.70%	\$ 400,000	\$ 208,543	\$ 191,457

## Financing Agreements as of August 31, 2017

Texas American Bank Chipsealer & Oil Distributor Trk	07/23/2015	07/23/2018	1.60%	\$ 273,750	\$ -	\$ 76,518
Guaranty Bank & Trust Precinct 3 Track Loader	04/17/2017	04/17/2018	3.29%	\$ 59,825	\$ -	\$ 59,825

## Lease Purchase / Financing Agreements as of August 31, 2017

<u>Financer / Description</u>	<u>Lease/Finance Date</u>	<u>Maturity Date</u>	<u>Interest Rate</u>	<u>Original Amount</u>	<u>Balance 08/31/2017</u>
CTC Company, Inc. Jail Cell Video Visitation Units	11/09/2015		0.00%	\$ 66,124	\$ 47,952

Monthly phone-usage sales revenues will be applied to the lease balance until the lease is paid in full.

**Total Outstanding Debt at August 31, 2017    \$ 375,752**

## Debt Service Requirements for 2018

Classification	Principal	Interest	Total
\$400,000 Series 2013 - Courthouse	\$ 58,284	\$ 2,422	\$ 60,706

**BUDGET SUMMARY - FRANKLIN COUNTY  
ACTUAL 2016  
ESTIMATED - 2017 & 2018**

	2016 ACTUAL BEGIN FUND BALANCE	2016 ACTUAL REVENUE	2016 ACTUAL EXPENSES	2016 ACTUAL ENDING FUND BALANCE	2017 BUDGETED REVENUE	2017 BUDGETED EXPENSES	2017 ESTIMATED ENDING FUND BALANCE	2018 BUDGETED REVENUE	2018 BUDGETED EXPENSES	2018 ESTIMATED ENDING FUND BALANCE
<b>GENERAL</b>	\$ 878,449	\$ 5,060,088	\$ (4,933,568)	\$ 1,004,999	\$ 4,891,411	\$ (4,971,411)	\$ 924,989	\$ 5,164,936	\$ (5,164,936)	\$ 924,989
ROAD & BRIDGE #1	146,218	761,121	(679,140)	228,199	655,971	(681,739)	202,431	689,044	(723,538)	167,937
ROAD & BRIDGE #2	214,325	531,847	(593,446)	152,726	450,757	(587,882)	15,601	473,315	(634,468)	(145,552)
ROAD & BRIDGE #3	95,436	601,357	(583,909)	112,884	523,400	(636,440)	(156)	549,710	(636,840)	(87,286)
ROAD & BRIDGE #4	48,199	533,187	(616,044)	(34,658)	480,247	(579,319)	(133,730)	504,310	(446,814)	(76,234)
COUNTY WIDE R&B	144,883	1,715,219	(1,705,239)	154,663	1,685,175	(1,805,271)	34,567	1,818,429	(1,798,429)	54,567
DEBT SERVICE	13,086	55,702	(60,437)	8,351	51,474	(60,700)	(875)	55,656	(60,706)	(5,925)
<b>TOTAL TAX FUNDS</b>	<b>1,540,396</b>	<b>9,258,521</b>	<b>(9,171,783)</b>	<b>1,627,134</b>	<b>8,738,435</b>	<b>(9,322,762)</b>	<b>1,042,807</b>	<b>9,255,400</b>	<b>(9,465,731)</b>	<b>832,476</b>
<b>COUNTY LIBRARY</b>	<b>33,008</b>	<b>191,785</b>	<b>(191,798)</b>	<b>32,995</b>	<b>186,825</b>	<b>(190,825)</b>	<b>28,995</b>	<b>199,715</b>	<b>(199,715)</b>	<b>28,995</b>
BRUCE ENDOWMENT	280,603	3,193	(4,000)	279,796	3,300	(4,000)	279,096	3,300	(4,000)	278,396
RECORDS RETENTION	152,411	48,671	(2,594)	198,488	49,900	(110,280)	132,108	49,900	(116,533)	65,475
HEALTHCARE	62,269	79,025	(56,362)	84,932	75,000	(55,000)	104,932	55,000	(55,000)	104,932
INDIGENT HEALTH	-	60,263	(60,263)	-	51,000	(51,000)	-	101,000	(101,000)	-
CO RECORD RETENT.	27,657	2,717	-	30,374	3,350	-	33,724	3,300	-	37,024
ARCHIVAL FUND	63,857	31,327	(5,198)	89,986	30,550	(30,600)	89,936	30,550	(30,600)	89,886
RECORD MGMT-DCLK	19,993	2,506	-	22,499	-	-	22,499	-	-	22,499
C/DCLK TECHNOLOGY	3,684	1,692	-	5,376	-	-	5,376	-	-	5,376
C/HOUSE SECURITY	52,242	9,040	(2,170)	59,112	8,700	(40,000)	27,812	8,700	(40,000)	(3,488)
JP TECHNOLOGY	13,430	4,142	(11,883)	5,689	9,040	(13,700)	1,029	15,500	(15,500)	1,029
REVOLVING LOAN FUND	194,186	4,644	-	198,830	2,590	-	201,420	1,800	-	203,220
SPORTS COMPLEX	18,171	80,741	(91,993)	6,919	60,450	(61,130)	6,239	71,915	(71,915)	6,239
HOTEL/MOTEL TAX	47,782	63,598	(45,190)	66,190	40,250	(50,250)	56,190	40,000	(50,250)	45,940
COUNTY LAW LIBRARY	41,272	6,318	(528)	47,062	100	(8,800)	38,362	100	(8,800)	29,662
AIRPORT	(178,198)	13,745	(13,745)	(178,198)	102,000	(102,000)	(178,198)	22,000	(22,000)	(178,198)
SHERIFF COMMISSARY	73,862	104,170	(62,268)	115,764	39,850	(71,000)	84,614	39,850	(69,000)	55,464
JAIL EXPANSION	1,270,365	453,317	(104,729)	1,618,953	1,500	(104,500)	1,515,953	1,500	(85,000)	1,432,453
<b>TOTAL OTHER FUNDS</b>	<b>2,176,594</b>	<b>1,160,894</b>	<b>(652,721)</b>	<b>2,684,767</b>	<b>664,405</b>	<b>(899,085)</b>	<b>2,450,087</b>	<b>644,130</b>	<b>(869,313)</b>	<b>2,224,904</b>
<b>TOTAL ALL FUNDS</b>	<b>\$ 3,716,990</b>	<b>\$ 10,419,415</b>	<b>\$ (9,824,504)</b>	<b>\$ 4,311,901</b>	<b>\$ 9,402,840</b>	<b>\$ (10,221,847)</b>	<b>\$ 3,492,894</b>	<b>\$ 9,899,530</b>	<b>\$ (10,335,044)</b>	<b>\$ 3,057,380</b>

**FRANKLIN COUNTY  
APPROVED PERSONNEL POSITIONS FOR FY 2018**

<u>DEPARTMENT</u>	<u>JOB TITLE</u>	<u>QTY</u>	<u>Full Time / Part Time</u>
County Judge	Facilities Manager	1	FT
	Emergency Mgmt. Coordinator & Fire Marshall	1	FT
County Clerk	Clerk	3	FT
District Clerk	Clerk	2	FT
Justice of the Peace	Clerk	1	FT
County Attorney	Court Coordinator	1	FT
Auditor	Clerk	0	FT
Treasurer	Clerk	2	FT
Tax Assessor / Collector	Clerk	3	FT
	Clerk	1	PT
Sheriff's Department	Chief Deputy	1	FT
	CID	1	FT
	Deputy	8	FT
Dispatch	Dispatcher	4	FT
	Dispatcher	1	PT
Jail	Chief Jailer	1	FT
	Administrative Assistant	1	FT
	Jailer	9	FT
	Jailer	2	PT
Constable	Deputy	0	FT
Library	Librarian	1	FT
	Assistant Librarian	1	FT
	Clerks	2	PT
	Janitor	1	PT
Waste Management	Waste Management	1	PT
Extension	Agent	1	FT
Recreation Facility	Sports Complex Manager	1	FT
Road & Bridge Mtncce - Pct #1	Maintenance / Road Crew	3	FT
	Maintenance / Road Crew	1	PT
Road & Bridge Mtncce - Pct #2	Maintenance / Road Crew	3	FT
Road & Bridge Mtncce - Pct #3	Maintenance / Road Crew	3	FT
Road & Bridge Mtncce - Pct #4	Maintenance / Road Crew	3	FT
Total Positions	Full-time:	55	
	Part-time:	9	

## FRANKLIN COUNTY, TEXAS

## 2018 ADOPTED BUDGET

## ACTUALS AS OF 07/31/2017

Account #	Description	2013 Actuals	2014 Actuals	2015 Actuals	2016 Actuals	2017 Budget	2017 Actuals As of 7/31/2017	% of Budget	2018 Budget
<b>010 - GENERAL FUND</b>									
<b>REVENUES</b>									
010-310-110	Ad Valorem Current	3,007,022	2,987,624	3,289,776	3,584,236	3,594,396	3,577,270	99.52%	3,893,705
010-310-120	Ad Valorem Delinquent	19,755	22,631	27,986	37,415	15,000	16,830	112.20%	20,000
010-318-300	Sales Tax	397,364	410,409	412,679	411,091	400,000	223,921	55.98%	385,000
010-319-100	Penalty&Interest - Current	40,089	47,430	53,360	52,541	40,000	39,513	98.78%	45,000
010-319-150	Attorney Fees-Delinq Tax	13,275	19,737	20,550	24,176	25,000	7,553	30.21%	18,000
010-321-200	Fees-Auto Registration	35,618	38,075	41,494	38,815	36,000	37,877	105.21%	38,000
010-321-200	Fees-Certificate of Title	8,250	7,375	6,841	6,825	7,000	4,130	59.00%	6,825
010-321-900	Fees-Septic Permit	13,450	12,060	19,269	13,470	15,000	11,945	79.63%	13,000
010-321-950	Fees-Multipurpose Bldg.	-	-	-	625	250	750	300.00%	650
010-333-100	Grant-Indigent Defense	10,727	14,602	12,501	14,727	12,500	7,520	60.16%	12,500
010-333-200	Grant-Homeland Security	14,362	37,316	30,690	7,909	-	-	#DIV/0!	-
010-333-225	Grant - ATCOG/TCEQ	-	-	-	1,076	-	800	#DIV/0!	-
010-333-229	Grant - ATCOG 911 Recorder	-	-	-	-	15,000	-	0.00%	-
010-333-230	Grant - ATCOG 911 Remodel	-	-	-	14,753	-	-	#DIV/0!	-
010-333-300	Grant-VINE Funds	-	-	6,203	6,203	6,203	3,102	50.00%	6,389
010-333-301	Grant Funds-Cypress Water	302,097	-	-	13,500	22,000	22,000	100.00%	-
010-333-500	Grant-OOG-CJD Grant	-	-	-	7,483	-	-	#DIV/0!	-
010-333-510	Grant - TAC Vests	-	-	-	3,819	-	-	#DIV/0!	-
010-334-200	Mixed Beverage Tax	3,516	4,011	4,721	5,746	4,500	3,003	66.73%	4,500
010-339-001	Dispatcher Revenue-City	37,669	37,669	37,669	37,669	37,669	21,973	58.33%	37,669
010-339-002	Sheriff-City	-	-	-	24,768	15,922	12,384	77.78%	-
010-339-003	LEOSE - SO	-	1,487	1,543	1,646	1,982	1,982	100.00%	-
010-339-004	LEOSE - Constable	-	650	659	665	683	683	99.94%	-
010-339-010	Library/Roads - City	7,500	30,000	22,500	-	-	-	#DIV/0!	-
010-340-100	Fees-County Judge	301	362	513	413	350	187	53.43%	350
010-340-200	Fees-Sheriff	8,076	8,431	9,703	7,138	9,000	3,494	38.82%	7,000
010-340-300	Fees-County Attorney	1,645	2,138	663	717	650	596	91.64%	650
010-340-400	Fees-County Clerk	99,305	83,363	80,604	81,155	80,000	49,112	61.39%	80,000
010-340-500	Fees-Tax Assessor	131,518	204,990	142,064	144,181	142,000	80,266	56.53%	142,000
010-340-700	Fees-District Clerk	25,358	24,916	25,707	25,978	25,000	15,531	62.12%	25,000
010-340-701	Fees-Child Abuse Prevention	110	151	162	75	-	104	#DIV/0!	-
010-340-800	Fees-Justice Court	1,808	2,429	2,213	2,407	2,000	1,482	74.09%	2,000
010-340-801	Fees - DSC - JP	2,723	2,420	1,730	1,235	1,000	640	64.00%	1,000
010-340-900	Fees-County Treasurer	39,360	28,696	30,088	27,027	28,395	13,172	46.39%	26,000
010-340-950	Fees-Constable	17,935	16,330	12,348	17,005	11,000	9,693	88.12%	12,500
010-340-955	Fees-Traffic	3,670	2,713	2,280	2,192	2,200	1,226	55.73%	2,200
010-340-957	Fees-Graffiti Eradication	19	8	4	0	-	0	#DIV/0!	-
010-342-500	Fees-Tax Certificate	7,795	7,662	7,912	9,096	7,600	5,076	66.80%	7,600
010-344-000	Fees-Waste Mgmt	6,583	7,020	6,806	5,889	5,500	3,070	55.82%	5,500
010-348-000	Fees-Judicial Education	10,373	240	290	230	250	120	48.00%	250
010-350-100	Fines-County Court	68,331	48,913	24,955	15,018	17,000	13,086	76.98%	17,000
010-350-101	Remote Access (BC 1.83)	-	108	(26)	(42)	-	(2)	0.00%	-
010-350-200	Fines-District Court	27,824	35,976	27,024	23,258	25,000	14,215	56.86%	25,000
010-350-300	Fines-Justice Court	205,311	160,309	146,648	147,342	145,000	89,275	61.57%	145,000
010-360-000	Interest Earned-Treasurer	42,807	39,891	36,089	28,284	18,000	7,081	39.34%	25,000
010-360-500	Interest Earned-Tax	3,958	3,746	3,904	2,564	2,000	1,107	55.35%	2,000
010-360-800	Interest Earned-County Clerk	263	212	156	98	75	44	58.97%	75
010-360-900	Interest Earned - JP	448	348	285	181	140	76	54.41%	140
010-364-000	Sale of Fixed Assets	7,572	1,242	6,291	-	-	-	0.00%	-
010-370-400	Other Income	18,812	8,553	6,879	34,509	7,000	90,877	1298.24%	7,000
010-370-450	Other Income-Payroll	72,990	34,400	39,928	48,668	48,433	11,294	23.32%	48,433
010-370-475	Other Income-Donations	-	-	5,331	-	-	-	0.00%	-
010-370-480	Other Income-S.O. Phone Tech	-	-	9,000	-	-	-	0.00%	-
010-370-600	Fees-Phone Commission	6,717	10,281	11,739	14,563	12,000	2,866	23.89%	12,000
010-370-605	Fees - Tower Lease	-	450	1,800	1,800	1,800	1,050	58.33%	1,800
010-370-610	Capital Credit Funds	-	-	3,616	3,548	-	1,374	0.00%	1,200
010-370-700	Other Income-P&W Fuel	4,075	3,987	1,524	1,671	2,000	728	36.42%	2,000
010-390-010	Loan Proceeds - Sheriff Fleet	-	33,300	-	-	-	-	0.00%	-
010-390-082	Transfer from Inmate Housing	-	-	58,525	104,729	270,254	229,155	84.79%	85,000
		4,726,381	4,444,661	4,695,195	5,060,088	5,112,752	4,639,231	90.74%	5,164,936

## FRANKLIN COUNTY, TEXAS

## 2018 ADOPTED BUDGET

## ACTUALS AS OF 07/31/2017

08/07/2017 16:19

Account #	Description	2013 Actuals	2014 Actuals	2015 Actuals	2016 Actuals	2017 Budget	2017 Actuals As of 7/31/2017	% of Budget	2018 Budget
<b>COUNTY JUDGE</b>									
010-400-101	Elected Salaries	53,227	54,227	55,227	55,227	55,227	31,862	57.69%	55,227
010-400-102	Salary-Juvenile Probation	2,000	2,000	2,000	2,000	2,000	1,154	57.69%	2,000
010-400-103	State Salary Supplement	15,000	15,000	20,655	25,200	25,200	14,538	57.69%	25,200
010-400-106	Longevity Pay	2,000	2,000	2,000	-	-	-	0.00%	-
010-400-200	FICA	5,684	5,733	6,056	6,260	6,310	3,596	56.99%	6,310
010-400-202	Health/Life Insurance	8,546	8,461	6,061	31	60	18	29.87%	60
010-400-203	Retirement & Death	8,215	9,117	9,956	10,173	10,460	5,809	55.54%	10,460
010-400-204	Workers Comp Insurance	146	340	252	259	300	165	54.99%	300
010-400-330	Supplies	521	72	1,835	1,428	2,000	185	9.25%	1,850
010-400-403	Per Diem	4,639	4,813	3,332	918	4,000	1,387	34.69%	4,000
010-400-426	Travel Allowance	6,000	6,000	6,000	6,000	-	-	0.00%	-
		105,978	107,763	113,374	107,495	105,557	58,715	55.62%	105,407
<b>COUNTY CLERK</b>									
010-403-101	Elected Salaries	48,097	49,097	50,097	50,097	50,097	28,902	57.69%	50,097
010-403-104	Employee Salaries	84,656	90,437	95,345	98,136	92,043	51,876	56.36%	94,966
010-403-106	Longevity Pay	2,800	3,000	3,200	3,400	4,100	4,100	100.00%	4,400
010-403-200	FICA	10,175	10,125	10,423	10,812	11,188	5,948	53.16%	15,400
010-403-202	Health/Life Insurance	34,252	34,821	36,335	36,336	36,336	20,391	56.12%	36,336
010-403-203	Retirement & Death	16,227	18,465	19,067	19,409	19,011	10,627	55.90%	20,296
010-403-204	Workers Comp Insurance	405	360	520	478	555	306	55.05%	500
010-403-206	Unemployment Insurance	27	660	27	513	810	27	3.33%	810
010-403-330	Supplies	4,086	3,683	2,945	3,413	4,000	608	15.19%	4,000
010-403-403	Per Diem	612	1,218	957	1,158	1,250	593	47.45%	1,250
		201,337	211,866	218,916	223,752	219,390	123,377	56.24%	228,055
<b>ELECTIONS</b>									
010-405-104	Employee Salaries	3,956	13,752	5,272	17,335	5,500	461	8.38%	17,500
010-405-200	FICA	293	937	-	448	425	-	0.00%	1,350
010-405-203	Retirement & Death	-	-	-	6	100	-	0.00%	350
010-405-204	Workers Comp Insurance	-	(20)	18	46	100	14	13.50%	175
010-405-206	Unemployment Insurance	-	111	183	276	165	-	0.00%	450
010-405-330	Supplies	-	14,449	3,524	18,690	6,000	7,442	124.03%	18,000
010-405-403	Per Diem	-	-	-	-	-	-	0.00%	-
		4,249	29,229	8,997	36,802	12,290	7,916	64.41%	37,825
<b>NON-DEPARTMENTAL</b>									
010-409-420	Telephone/Co Wide Internet	21,590	46,152	47,611	47,334	50,000	31,268	62.54%	50,000
010-409-421	Postage Expense	19,990	26,847	27,923	24,490	28,000	9,315	33.27%	28,000
010-409-422	Copier Supplies	16,891	17,226	16,327	20,576	30,000	18,210	60.70%	30,000
010-409-427	Drug Testing	485	1,033	805	1,232	1,000	325	32.47%	1,000
010-409-428	Other Expense	711	300	18	-	750	-	0.00%	750
010-409-471	Memberships & Dues	3,569	3,999	6,328	5,332	6,000	3,835	63.92%	6,000
010-409-480	Insurance & Bonds	73,944	75,704	82,001	88,062	92,000	43,032	46.77%	112,000
010-409-490	EE Benefit Accrual Expense	4,433	8,355	2,655	397	6,000	-	0.00%	3,000
010-409-500	Contingency Expenses	-	-	-	-	-	-	#DIV/0!	100,000
		141,613	179,616	183,668	187,424	213,750	105,985	49.58%	330,750
Page 2									

## FRANKLIN COUNTY, TEXAS

## 2018 ADOPTED BUDGET

## ACTUALS AS OF 07/31/2017

Account #	Description	2013 Actuals	2014 Actuals	2015 Actuals	2016 Actuals	2017 Budget	2017 Actuals As of 7/31/2017	% of Budget	2018 Budget
<b>OTHER CONTRACTS</b>									
010-411-204	Workers Comp - Vol F/men	464	52	638	546	600	512	85.25%	1,500
010-411-403	Rail District Travel/Dues	167	-	-	-	-	-	0.00%	-
010-411-405	Appraisal District Expense	133,514	134,579	125,090	132,359	140,029	97,597	69.70%	142,029
010-411-407	Septic Inspection - Contract	1,035	6,720	-	-	-	-	0.00%	-
010-411-408	Autopsy / Investigation	18,794	31,035	28,516	20,700	30,000	6,564	21.88%	30,000
010-411-409	Court Costs/Accounting	37,250	40,202	43,680	45,676	48,000	28,708	59.81%	41,000
010-411-425	Fuel-P&W	4,075	3,987	1,524	1,671	2,000	728	36.42%	2,000
010-411-430	Publications	1,998	1,442	609	763	2,000	219	10.94%	2,000
010-411-435	VINE Grant Expense	-	-	6,203	6,203	6,203	3,102	50.00%	6,389
010-411-436	Cypress Water Grant Expense	302,097	-	-	13,500	22,000	22,000	0.00%	-
010-411-473	DA-Juv/Adult Prob - 8th	110,034	136,208	142,214	148,395	157,700	90,542	57.41%	164,500
010-411-479	Homeland Security Expense	6,038	37,316	30,726	7,909	-	-	0.00%	-
010-411-480	Child Advocacy	4,500	4,500	4,500	4,500	4,500	4,500	100.00%	4,500
010-411-482	MHMR Expense	3,000	3,000	3,000	3,000	3,000	3,000	100.00%	3,000
010-411-483	SAFE-T Shelter	1,500	1,500	1,500	1,500	1,500	1,500	100.00%	1,500
010-411-484	Utilities/Insurance-Alamo	1,200	-	-	-	-	-	0.00%	-
010-411-486	Genealogy	5,000	5,000	5,000	5,000	-	-	0.00%	-
010-411-487	Utilities-Chamber Bldg	3,933	4,000	4,000	2,002	-	-	0.00%	-
010-411-488	Pauper Burial	-	400	400	-	1,000	-	0.00%	1,000
010-411-489	Election Expense	11,603	-	-	-	-	-	0.00%	-
010-411-490	Fire Protection	107,870	98,699	98,431	48,699	52,500	41,079	78.25%	52,500
010-411-491	Ambulance Service	150,000	150,000	75,000	72,782	75,000	-	0.00%	33,750
010-411-492	Library-Winnsboro	2,000	2,000	2,000	2,000	2,000	2,000	100.00%	2,000
010-411-493	Child Welfare	-	-	5,000	3,500	3,500	3,500	100.00%	3,500
010-411-495	Historical Society Expense	5,000	5,000	5,000	5,000	5,000	2,995	59.91%	5,000
010-411-496	Veteran's Officer	1,200	1,170	1,235	1,235	1,235	700	56.68%	1,235
010-411-573	Capital Purchases - Inmate Phones & Ambulance	-	-	-	14,563	12,000	44,116	367.64%	53,250
010-411-576	Cell Phone-P&W	569	117	-	-	-	-	0.00%	-
010-411-577	Estray	1,041	1,120	285	110	1,000	(316)	-31.62%	1,000
010-411-580	2013 Limited Tax Note Pymts	-	60,725	-	-	-	-	0.00%	-
		913,882	728,772	584,551	541,614	570,767	353,046	61.85%	551,653
<b>DISTRICT CLERK</b>									
010-450-101	Elected Salaries	48,097	49,097	50,097	50,097	50,097	28,902	57.69%	50,097
010-450-104	Employee Salaries	47,657	51,164	53,244	55,332	56,492	32,168	56.94%	57,420
010-450-106	Longevity Pay	700	800	900	1,500	1,700	1,700	100.00%	1,900
010-450-200	FICA	7,314	7,393	7,664	7,987	8,289	4,692	56.60%	8,371
010-450-202	Health/Life Insurance	22,834	27,253	27,252	27,252	25,814	15,028	58.22%	27,252
010-450-203	Retirement & Death	11,524	12,949	13,327	13,507	14,081	7,859	55.81%	14,224
010-450-204	Workers Comp Insurance	320	304	368	336	394	214	54.44%	394
010-450-206	Unemployment Insurance	25	415	18	342	575	20	3.45%	540
010-450-330	Supplies	3,732	2,748	4,625	3,960	4,200	1,674	39.86%	4,200
010-450-403	Per Diem	1,606	2,552	2,134	1,901	2,500	1,920	76.79%	2,500
		143,809	154,675	159,629	162,213	164,141	94,177	57.38%	166,898
<b>JUSTICE OF THE PEACE</b>									
010-455-101	Elected Salaries	48,097	49,097	50,097	50,097	50,097	28,902	57.69%	50,097
010-455-104	Employee Salaries	57,427	59,620	61,700	64,281	33,513	18,875	56.32%	34,557
010-455-106	Longevity Pay	500	1,100	1,300	2,000	2,300	2,300	100.00%	1,700
010-455-200	FICA	7,450	7,306	7,823	7,589	6,575	3,743	56.92%	6,610
010-455-202	Health/Life Insurance	17,173	18,167	18,167	18,071	9,146	5,306	58.02%	9,146
010-455-203	Retirement & Death	12,642	14,074	14,458	14,711	11,170	6,270	56.13%	11,226
010-455-204	Workers Comp Insurance	319	336	396	365	220	172	78.15%	240
010-455-206	Unemployment Insurance	18	414	18	342	270	11	3.94%	270
010-455-330	Supplies	4,966	4,311	1,813	1,482	6,000	714	11.89%	6,000
010-455-403	Per Diem	3,837	1,390	3,192	4,748	3,500	952	27.20%	3,500
010-455-426	Travel Allowance	3,000	3,000	3,600	3,600	3,600	2,100	58.33%	3,600
		155,429	158,815	162,564	167,287	126,391	69,344	54.86%	126,946



**FRANKLIN COUNTY, TEXAS**

**2018 ADOPTED BUDGET**

**ACTUALS AS OF 07/31/2017**

09/07/2017 16:19

Account #	Description	2013 Actuals	2014 Actuals	2015 Actuals	2016 Actuals	2017 Budget	2017 Actuals As of 7/31/2017	% of Budget	2018 Budget
<b>COURTS</b>									
010-465-104	Employee Salaries	19,121	9,424	10,382	10,648	11,750	6,143	52.28%	12,110
010-465-105	Temp Court Reports	-	-	413	900	750	825	110.00%	1,500
010-465-200	FICA	1,522	721	852	933	960	583	60.71%	1,045
010-465-203	Retirement & Death	2,328	1,209	1,327	1,345	1,530	769	50.27%	1,574
010-465-204	Workers Comp Insurance	298	28	36	34	40	25	62.33%	50
010-465-206	Unemployment Insurance	165	162	56	203	300	7	2.18%	315
010-465-330	Supplies	229	15,079	1,384	989	1,000	-	0.00%	1,000
010-465-406	Attorney - Pro Tem	-	-	5,775	2,100	2,000	600	30.00%	2,000
010-465-407	Attorney-Court Appointed	36,900	26,162	(3,271)	(3,184)	120,000	(1,450)	-1.21%	112,838
010-465-409	Reg Public Def - Appointed	-	8,139	10,852	8,947	9,000	8,946	99.40%	13,862
010-465-410	Attorney-Juvenile Appointed	-	-	-	1,400	-	1,200	0.00%	-
010-465-412	Attorney-Capital Appointed	-	8,360	81,097	71,638	100,000	-	0.00%	-
010-465-413	Atty-Appeal Capital App't'd	-	-	-	-	-	2,500	0.00%	-
010-465-414	Attorney-8th Dist Appointed	-	6,000	29,625	31,850	-	16,650	0.00%	-
010-465-415	Atty-Appeal 8th Dist App't'd	-	-	-	2,600	-	1,000	0.00%	-
010-465-416	Attorney - County Appointed	-	1,050	2,750	1,600	-	4,500	0.00%	-
010-465-417	Atty - Appeal County App't'd	-	-	-	-	-	-	0.00%	-
010-465-418	Attorney - Child Appointed	-	900	2,900	4,500	-	2,350	0.00%	-
010-465-419	Attorney - Parent Appointed	-	900	5,875	7,450	-	4,500	0.00%	-
010-465-460	Compensation-G/Jury Comm	23	50	50	-	-	-	0.00%	-
010-465-461	Compensation-Grand Jurors	2,082	2,200	898	894	2,500	330	13.20%	1,000
010-465-463	Compensation-Other Jurors	4,234	(3,594)	3,104	5,994	4,500	2,352	52.27%	6,000
010-465-464	Other Trial Exp-County	1,257	564	1,948	1,629	1,500	-	0.00%	1,500
010-465-465	Other Trial Exp - JP	648	-	-	-	1,000	-	0.00%	1,000
010-465-469	Other Exp - District Court	17,035	10,682	7,936	14,818	20,000	4,193	20.96%	20,406
010-465-470	Other Exp - Capital Murder	-	-	3,118	42,663	-	(3,253)	0.00%	50,000
010-465-480	Statutory Probate Judge	-	-	339	1,304	1,000	-	0.00%	1,000
010-465-481	Statutory Prob Judge Mileage	-	-	141	274	500	-	0.00%	500
		85,842	88,036	167,587	211,529	278,330	52,770	18.96%	227,700

## FRANKLIN COUNTY, TEXAS

## 2018 ADOPTED BUDGET

## ACTUALS AS OF 07/31/2017

09/07/2017 16:10

Account #	Description	2013 Actuals	2014 Actuals	2015 Actuals	2016 Actuals	2017 Budget	2017 Actuals As of 7/31/2017	% of Budget	2018 Budget
<b>COUNTY ATTORNEY</b>									
010-475-101	Elected Salaries	48,097	49,097	50,097	50,097	50,097	28,902	57.69%	50,097
010-475-102	State Supplements	21,667	23,333	23,333	23,333	23,333	13,461	57.69%	23,333
010-475-104	Employee Salaries	29,858	30,906	31,946	32,991	32,991	18,581	56.32%	34,035
010-475-106	Longevity Pay	500	600	700	800	900	900	100.00%	1,500
010-475-200	FICA	7,664	7,805	7,933	8,017	8,210	4,555	55.48%	8,340
010-475-202	Health/Life Insurance	15,694	18,170	18,168	18,168	18,170	10,598	58.33%	18,168
010-475-203	Retirement & Death	11,838	13,313	13,560	13,553	13,955	7,743	55.49%	14,165
010-475-204	Workers Comp Insurance	251	200	372	337	390	215	55.04%	320
010-475-206	Unemployment Insurance	9	207	9	171	270	9	3.33%	270
010-475-330	Supplies	1,145	2,342	1,053	758	2,000	936	46.80%	2,000
010-475-403	Per Diem	693	365	1,268	2,587	2,000	315	15.75%	2,000
		137,416	146,338	148,439	150,812	152,316	86,215	56.60%	154,228
<b>COUNTY AUDITOR</b>									
010-495-101	Elected Salaries	46,093	49,097	50,097	50,097	50,097	28,902	57.69%	50,097
010-495-107	Contract Labor	599	-	-	-	-	-	-	-
010-495-200	FICA	3,502	3,734	3,783	3,780	3,835	2,167	56.52%	3,835
010-495-202	Health/Life Insurance	6,420	9,084	9,084	9,084	9,084	5,299	58.33%	9,084
010-495-203	Retirement & Death	5,393	6,285	6,404	6,331	6,515	3,619	55.54%	6,515
010-495-204	Workers Comp Insurance	146	120	150	77	190	100	52.64%	190
010-495-206	Unemployment Insurance	13	207	9	171	270	9	3.33%	270
010-495-330	Supplies	742	670	451	1,223	2,965	189	6.38%	2,965
010-495-403	Per Diem	2,650	1,172	2,275	1,451	3,500	1,841	52.60%	3,500
010-495-426	Travel Allowance	167	-	-	-	-	-	0.00%	-
		65,725	70,369	72,253	72,215	76,456	42,127	55.10%	76,456
<b>COUNTY TREASURER</b>									
010-497-101	Elected Salaries	48,097	49,097	50,097	50,097	50,097	28,902	57.69%	50,097
010-497-104	Employee Salaries	31,045	37,853	43,711	48,851	50,112	28,169	56.21%	52,200
010-497-106	Longevity Pay	1,000	1,100	1,200	1,300	1,400	1,400	100.00%	1,500
010-497-107	Contract Labor	600	-	-	-	-	-	0.00%	-
010-497-200	FICA	5,768	6,430	6,960	7,335	7,775	4,257	54.76%	7,940
010-497-202	Health/Life Insurance	17,127	16,655	24,820	27,252	25,602	15,897	62.09%	27,252
010-497-203	Retirement & Death	9,543	11,283	12,146	12,668	13,210	7,321	55.42%	13,495
010-497-204	Workers Comp Insurance	211	119	348	319	370	203	54.96%	370
010-497-206	Unemployment Insurance	69	496	107	342	550	18	3.27%	540
010-497-330	Supplies	4,035	4,655	4,525	2,771	3,000	2,525	84.17%	3,000
010-497-403	Per Diem	1,730	2,324	1,447	1,071	4,000	1,067	26.67%	4,000
		119,225	130,012	145,361	152,006	156,116	89,760	57.50%	160,394
<b>TAX ASSESSOR / COLLECTOR</b>									
010-499-101	Elected Salaries	48,097	49,097	50,097	50,097	50,097	28,902	57.69%	50,097
010-499-104	Employee Salaries	118,547	121,674	122,709	115,961	95,631	53,861	56.32%	98,763
010-499-105	Parttime Salaries	-	-	-	-	12,220	1,104	9.03%	9,220
010-499-106	Longevity Pay	2,800	3,600	4,000	2,800	3,100	3,100	100.00%	3,400
010-499-200	FICA	11,383	12,058	12,747	12,271	12,321	5,828	47.30%	12,355
010-499-202	Health/Life Insurance	42,816	43,906	42,394	43,149	36,336	21,196	58.33%	36,336
010-499-203	Retirement & Death	20,311	22,356	22,602	21,406	20,937	10,808	51.62%	19,794
010-499-204	Workers Comp Insurance	503	560	636	579	665	322	48.43%	665
010-499-206	Unemployment Insurance	127	866	189	684	1,080	28	2.59%	1,080
010-499-330	Supplies	6,544	5,498	4,751	5,666	5,500	3,711	67.47%	5,500
010-499-403	Per Diem	3,521	2,629	2,759	3,713	4,000	2,042	51.05%	4,000
010-499-426	Travel Allowance	393	373	275	438	650	171	26.34%	650
010-499-572	Lease Computer Stations	-	-	2,550	323	-	-	0.00%	3,000
010-499-573	Capital Purchases	-	-	-	-	-	-	-	1,400
		255,042	262,617	265,709	257,087	242,537	131,072	54.04%	246,260

## FRANKLIN COUNTY, TEXAS

## 2018 ADOPTED BUDGET

## ACTUALS AS OF 07/31/2017

08/07/2017 16:19

Account #	Description	2013 Actuals	2014 Actuals	2015 Actuals	2016 Actuals	2017 Budget	2017 Actuals As of 7/31/2017	% of Budget	2018 Budget
<b>DATA PROCESS</b>									
010-503-330	Supplies	3,022	1,471	7,739	8,271	10,000	1,999	19.99%	12,000
010-503-412	Tech Support	97,154	104,213	120,224	109,365	131,200	102,220	77.91%	140,700
010-503-413	Tech Support - T A/C	-	4,800	4,800	4,800	4,800	3,600	75.00%	4,800
010-503-573	Capital Purchases	-	8,845	11,000	7,591	15,000	-	0.00%	15,000
		100,176	119,329	143,763	130,027	161,000	107,819	66.97%	172,500
<b>COURTHOUSE MAINT/UTILITIES</b>									
010-510-104	Employee Salaries	-	-	26,686	31,369	31,320	17,640	56.32%	32,364
010-510-200	FICA	-	-	2,018	2,340	2,400	1,317	54.89%	2,480
010-510-202	Health/Life Insurance	-	-	7,570	9,084	9,084	5,299	58.33%	9,084
010-510-203	Retirement & Death	-	-	3,411	3,961	4,075	2,209	54.20%	4,207
010-510-204	Workers Comp Insurance	-	-	773	964	950	618	65.02%	950
010-510-206	Unemployment Insurance	-	-	9	171	270	9	3.33%	270
010-510-330	Supplies	3,114	7,352	10,315	4,931	10,000	4,862	48.62%	10,000
010-510-342	Supplies - 208 Taylor	-	-	143	2,413	3,000	-	0.00%	3,000
010-510-420	Telephone Exp-Co Offices	18,076	-	-	-	-	-	0.00%	-
010-510-421	Cell Phone Exp - Co Offices	455	-	-	-	-	-	0.00%	-
010-510-424	Vehicle/Eqmt Repairs	-	-	545	1,409	1,500	900	59.97%	1,500
010-510-425	Fuel/Oil	-	-	809	969	2,000	855	42.75%	2,000
010-510-440	Utilities/CH/Jail	67,989	86,724	93,559	96,011	98,250	41,521	42.26%	98,250
010-510-441	Utilities/Senior Center	7,500	7,500	1,487	-	-	-	0.00%	-
010-510-442	Utilities-208 Taylor St	-	-	4,219	8,013	7,500	2,574	34.32%	7,500
010-510-450	C/House - Repairs/Mtnce	6,187	5,006	11,256	12,156	8,000	4,805	60.07%	8,000
010-510-452	Old Jail-Repairs/Mtnce	-	24	-	-	-	-	0.00%	-
010-510-453	Other Bldgs-Repairs	12,495	6,476	40,461	13,521	12,500	2,205	17.64%	12,500
010-510-454	EMS Building R&M	-	-	15,945	114	-	-	0.00%	-
010-510-455	Relocate Exp-Renovation	-	21,197	-	-	-	-	0.00%	-
010-510-456	CH Reception	-	903	-	-	-	-	0.00%	-
010-510-457	W Annex Water Dmg Repairs	-	-	12,943	(2,105)	-	-	0.00%	-
010-510-500	Other Bldgs-Security	2,247	-	-	-	-	-	0.00%	-
010-510-570	Bldgs & A/C Repairs	-	-	-	-	17,465	-	0.00%	-
010-510-573	Capital Purchases	-	28,508	20,756	8,227	15,000	-	0.00%	13,114
		118,063	163,690	252,905	193,548	223,314	84,814	37.98%	205,219
<b>CONSTABLE</b>									
010-550-101	Elected Salaries	48,097	49,097	50,097	50,097	50,097	28,902	57.69%	50,097
010-550-106	Longevity Pay	1,200	1,300	1,400	1,500	1,600	1,600	100.00%	1,700
010-550-107	Other Salary-Cell Phone	600	600	600	625	-	-	#DIV/0!	-
010-550-200	FICA	3,601	3,659	3,743	3,741	3,955	2,181	55.13%	3,962
010-550-202	Health/Life Insurance	8,563	9,084	9,084	9,084	9,084	5,299	58.33%	9,084
010-550-203	Retirement & Death	5,767	6,451	6,583	6,525	6,725	3,819	56.79%	6,734
010-550-204	Workers Comp Insurance	716	764	955	827	955	611	63.98%	955
010-550-330	Supplies	2,811	2,927	3,095	2,220	3,000	1,447	48.24%	3,000
010-550-403	Per Diem	539	-	-	60	1,000	60	6.00%	1,000
010-550-404	Per Diem - LEOSE	-	-	-	-	683	-	0.00%	-
010-550-425	Fuel	5,983	5,319	4,097	2,533	4,500	1,288	28.62%	4,500
010-550-450	Repairs-Car/Radio	1,568	787	2,137	4,838	1,000	538	53.83%	1,000
		79,445	79,988	81,791	82,049	82,599	45,745	55.38%	82,032
<b>DEPT OF PUBLIC SAFETY</b>									
010-555-330	Supplies	3,839	25	1,659	-	500	15	3.00%	500
010-555-420	Telephone	986	719	558	329	-	-	-	-
		4,825	744	2,217	329	500	15	3.00%	500

**FRANKLIN COUNTY, TEXAS**

**2018 ADOPTED BUDGET**

**ACTUALS AS OF 07/31/2017**

Account #	Description	2013 Actuals	2014 Actuals	2015 Actuals	2016 Actuals	2017 Budget	2017 Actuals As of 7/31/2017	% of Budget	2018 Budget
<b>LAW ENFORCEMENT</b>									
010-560-101	Elected Salaries	54,480	55,480	56,480	56,480	56,480	32,585	57.69%	56,480
010-560-102	Salary-City Portion	-	-	-	21,047	13,058	10,161	77.81%	-
010-560-103	Investigator	-	-	-	-	43,840	22,644	51.65%	-
010-560-104	Salaries - Deputies	337,214	343,907	342,602	357,515	359,396	199,292	55.45%	415,487
010-560-105	Overtime-Deputies	13,128	11,947	10,252	18,342	16,000	12,837	80.23%	16,000
010-560-106	Longevity Pay	7,900	7,900	8,500	9,000	9,400	9,400	100.00%	9,300
010-560-107	Other Salary-Cell Phone	1,325	1,300	1,300	1,300	-	-	#DIV/0!	-
010-560-200	FICA	31,678	31,732	32,032	35,202	38,114	21,081	55.31%	38,045
010-560-202	Health/Life Insurance	79,366	87,053	87,000	86,467	99,924	56,034	56.08%	99,924
010-560-203	Retirement & Death	50,013	55,113	55,405	59,927	64,700	35,884	55.46%	64,645
010-560-204	Workers Comp Insurance	6,245	11,952	7,896	6,729	10,230	5,740	56.11%	10,000
010-560-206	Unemployment Insurance	81	1,899	260	1,539	3,000	93	3.09%	3,000
010-560-330	Supplies	17,410	19,120	12,989	16,162	20,000	13,460	67.30%	20,000
010-560-331	Training Room & Upgrades	-	-	-	10,765	-	-	#DIV/0!	-
010-560-332	Vests - TAC Reimbursement	-	-	-	3,819	-	-	#DIV/0!	-
010-560-403	Per Diem	5,753	5,524	6,557	7,918	6,500	2,031	31.25%	8,500
010-560-404	Per Diem - LEOSE	-	-	-	1,646	1,982	-	0.00%	-
010-560-420	COPSYNC Airtime	-	670	3,487	4,383	5,500	2,242	40.76%	5,500
010-560-425	Fuel/Oil	59,617	60,041	37,661	33,093	50,000	20,973	41.95%	50,000
010-560-428	Transport Officer Expense	-	1,266	-	-	-	-	#DIV/0!	-
010-560-450	Car/Radio Repairs	21,303	15,625	13,886	22,149	18,000	10,642	59.12%	18,000
010-560-486	Uniforms-Officers	2,457	1,794	1,601	2,809	5,000	620	12.40%	5,000
010-560-490	SANE Exams	-	-	883	154	-	1,994	#DIV/0!	-
010-560-573	Capital Purchases	35,048	103,386	79,772	57,719	41,000	35,156	85.75%	84,000
		723,018	815,709	758,563	814,166	862,124	492,867	57.17%	903,881
<b>JAIL</b>									
010-570-102	Chief Jail Administrator	27,344	25,130	34,173	36,289	37,355	21,450	57.42%	38,398
010-570-103	Salary-Jailers	144,844	178,742	188,463	226,411	263,544	133,622	50.70%	264,408
010-570-104	Salary-Admin Asst	35,227	33,797	31,964	32,886	32,886	16,616	50.53%	33,930
010-570-105	Salary-Dispatch	130,914	162,374	121,020	124,813	135,176	71,877	53.17%	122,204
010-570-106	Longevity Pay	2,100	1,600	1,900	2,700	2,200	1,400	63.64%	2,100
010-570-107	Salary-Other-Cell Phone	25	-	-	-	-	-	#DIV/0!	-
010-570-108	Overtime-Jailers	-	-	79,721	72,709	15,000	10,366	69.11%	15,000
010-570-109	Overtime-Dispatchers	-	-	7,879	10,803	6,000	5,297	88.28%	6,000
010-570-110	PT Jailers	-	-	-	-	-	-	#DIV/0!	9,000
010-570-111	PT Dispatch	-	-	-	-	-	-	#DIV/0!	17,500
010-570-200	FICA	25,631	28,649	33,027	36,819	37,655	19,359	51.41%	38,904
010-570-202	Health/Life Insurance	72,928	81,759	96,069	103,809	136,260	71,669	52.60%	136,260
010-570-203	Retirement & Death	41,360	50,145	57,575	62,389	63,985	32,669	51.06%	66,110
010-570-204	Workers Comp Insurance	3,819	5,056	7,759	7,140	10,000	6,326	63.25%	10,000
010-570-206	Unemployment Insurance	345	3,162	314	3,945	5,000	148	2.96%	5,000
010-570-330	Supplies	22,577	27,531	36,350	36,569	20,000	14,628	73.14%	20,000
010-570-403	Per Diem	1,950	1,591	2,458	3,418	4,000	3,377	84.43%	10,000
010-570-405	Meals-Inmates	43,340	67,009	71,560	94,421	55,000	31,069	56.49%	55,000
010-570-406	Medical-Inmates	18,580	22,160	21,997	26,724	30,000	13,409	44.70%	30,000
010-570-428	Transport-Inmate Expense	(302)	4,639	3,385	3,945	5,000	887	17.74%	5,000
010-570-450	Repairs-Jail	25,908	20,908	33,917	30,642	20,000	27,888	139.44%	20,000
010-570-451	Repairs - Dispatch Remodel	-	-	-	19,460	-	732	#DIV/0!	-
010-570-486	Uniforms-Jailers/Dispatch	-	-	545	4,252	2,000	1,056	52.79%	2,000
010-570-571	Security Cameras Installation	-	-	-	-	-	250	#DIV/0!	-
010-570-573	Capital Purchases	16,495	5,078	5,090	-	180,754	180,754	100.00%	-
		613,085	719,330	835,166	940,143	1,061,815	664,849	62.61%	906,814

**FRANKLIN COUNTY, TEXAS**

**2018 ADOPTED BUDGET**

**ACTUALS AS OF 07/31/2017**

09/07/2017 18:19

Account #	Description	2013 Actuals	2014 Actuals	2015 Actuals	2016 Actuals	2017 Budget	2017 Actuals As of 7/31/2017	% of Budget	2018 Budget
<b>EMERGENCY MANAGEMENT</b>									
010-580-104	Employee Salaries	40,422	39,425	40,465	41,668	41,510	23,379	56.32%	42,554
010-580-105	Dec Tornado IT & Benefits	-	-	1,771	-	-	-	0.00%	-
010-580-105	Secretary Salary	11,321	12,031	-	-	-	-	0.00%	-
010-580-106	Longevity Pay	1,900	700	800	900	1,000	1,000	100.00%	1,100
010-580-200	FICA	4,219	3,998	3,242	3,305	3,255	1,865	57.29%	3,340
010-580-202	Health/Life Insurance	8,564	9,085	9,084	9,084	9,084	5,299	58.33%	9,084
010-580-203	Retirement & Death	6,598	6,705	5,418	5,455	5,530	3,052	55.19%	5,675
010-580-204	Workers Comp Insurance	619	780	768	681	800	-	0.00%	800
010-580-206	Unemployment	58	414	9	171	270	9	3.33%	270
010-580-330	Supplies	2,351	4,638	4,114	1,424	3,000	1,435	47.85%	3,000
010-580-335	Supplies-ETMC 1st Responder	-	-	-	-	-	-	#DIV/0!	-
010-580-403	Per Diem	1,548	475	632	1,474	2,000	60	2.98%	2,000
010-580-425	Fuel	1,049	1,397	1,546	1,523	1,400	632	45.14%	1,400
010-580-450	Repairs-Car/Radio	579	1,778	1,734	464	1,500	104	6.93%	1,500
010-580-460	Homeland Security	-	-	151	-	1,800	1,800	100.00%	2,800
010-580-465	Code Red	8,605	10,574	10,574	10,574	11,000	10,574	96.13%	11,000
010-580-573	Capital Purchases	-	-	-	45,160	-	-	#DIV/0!	-
		87,833	92,000	80,308	121,883	82,149	49,209	59.90%	84,523
<b>SEPTIC INSPECTION</b>									
010-590-105	Secretary Salary	-	-	12,156	12,575	-	-	#DIV/0!	-
010-590-107	Contract Labor	-	-	10,475	8,125	-	1,625	#DIV/0!	-
010-590-200	FICA	-	-	934	962	-	-	#DIV/0!	-
010-590-203	Retirement & Death	-	-	1,560	1,588	-	-	#DIV/0!	-
010-590-204	Workers Comp Insurance	-	-	44	41	-	-	#DIV/0!	-
010-590-206	Unemployment Insurance	-	-	9	171	-	-	#DIV/0!	-
010-590-330	Supplies	-	-	635	129	-	-	#DIV/0!	-
		-	-	25,813	23,591	-	1,625	#DIV/0!	-
<b>WASTE MANAGEMENT</b>									
010-595-104	Employee Salaries	12,042	12,250	10,391	6,656	6,708	3,712	55.34%	6,916
010-595-200	FICA	953	937	795	509	520	284	54.60%	530
010-595-204	Workers Comp Insurance	139	224	190	111	130	86	66.35%	130
010-595-206	Unemployment Insurance	15	207	9	126	205	3	1.62%	207
010-595-330	Supplies	307	280	581	335	250	213	85.20%	350
010-595-354	Hauling	6,750	5,250	7,797	5,600	6,000	3,600	60.00%	6,000
010-595-450	Repairs/Maint	-	492	-	624	500	-	0.00%	500
010-595-486	Uniforms	-	-	-	285	375	166	44.36%	375
010-595-573	Capital Purchases	-	-	-	-	-	-	#DIV/0!	8,500
		20,206	19,640	19,763	14,247	14,688	8,065	54.91%	23,508
<b>EXTENSION</b>									
010-665-102	Salary-County Agent	4,015	1,046	8,500	3,082	-	-	#DIV/0!	-
010-665-103	Salary-FCS Agent	4,015	4,050	12,950	11,000	11,000	6,346	57.69%	11,000
010-665-104	Secretary Salary	10,852	11,422	11,496	11,800	-	-	#DIV/0!	-
010-665-200	FICA	1,492	1,490	2,520	1,980	842	485	57.65%	842
010-665-203	Retirement & Death	1,311	1,471	1,463	1,490	-	-	#DIV/0!	-
010-665-204	Workers Comp Insurance	430	-	108	110	150	22	14.67%	150
010-665-206	Unemployment Insurance	37	342	85	401	270	6	2.04%	270
010-665-330	Supplies	2,090	2,489	2,791	2,535	1,500	379	25.24%	1,500
010-665-426	Travel Allowance	7,130	5,812	-	2,167	2,000	1,167	58.33%	2,000
		31,372	28,122	39,913	34,564	15,762	8,404	53.32%	15,762

**FRANKLIN COUNTY, TEXAS**

**2018 ADOPTED BUDGET**

**ACTUALS AS OF 07/31/2017**

09/07/2017 16:19

Account #	Description	2013 Actuals	2014 Actuals	2015 Actuals	2016 Actuals	2017 Budget	2017 Actuals As of 7/31/2017	% of Budget	2018 Budget
<b>TRANSFERS</b>									
010-700-019	Transfer to Indigent Health	45,000	21,195	15,912	57,744	50,000	49,936	99.87%	100,000
010-700-025	Transfer to Co Library	175,000	168,250	167,315	168,828	168,725	90,545	53.66%	172,990
010-700-034	Transfer to CH Restoration	316,477	355,548	-	-	-	-	0.00%	-
010-700-043	Transfer to Recreation	75,000	85,804	163,430	74,431	55,000	47,776	86.87%	67,600
010-700-060	Transfer to I&S	15,095	-	-	-	-	-	0.00%	-
010-700-080	Transfer to Airport	72,892	34,198	46,677	7,780	97,035	44,272	45.62%	17,035
		699,464	664,995	393,334	308,784	370,760	232,530	62.72%	357,625
<b>TOTAL EXPENDITURES - GENERAL FUND</b>		4,807,029	4,971,657	4,864,765	4,933,567	5,192,752	2,910,446	56.05%	5,164,936
<b>REVENUE OVER/(UNDER) EXPENDITURES</b>		(80,648)	(526,995)	(169,570)	126,521	(80,000)	1,728,785	-2160.99%	0

**NOTE ON 2016 & 2017 BUDGETED DEFICIT:**

The deficit budget includes the following budgeted amounts to be paid out of fund balance:

Airport runway matching on TxDOT grant	\$ 80,000	\$ 80,000	0.00%	\$ -
Complete Pony League and Softball fields	90,000	-		-
<b>Total fund balance budgeted to be used</b>	<b>\$ 170,000</b>	<b>\$ 80,000</b>	<b>0.00%</b>	<b>\$ -</b>



## FRANKLIN COUNTY, TEXAS

## 2018 ADOPTED BUDGET

## ACTUALS AS OF 07/31/2017

09/07/2017 17:24

Account #	Description	2013 Actuals	2014 Actuals	2015 Actuals	2016 Actuals	2017 Budget	2017 Actuals As of 7/31/2017	% of Budget	2018 Budget
<b>BRUCE ENDOWMENT-LIBRARY</b>									
014-360-000	Interest Earned	6,816	6,872	3,262	3,193	3,300	14	0.42%	3,300
014-650-330	Materials/Supplies	1,800	3,769	4,000	4,000	4,000	1,500	37.50%	4,000
<b>REVENUE OVER/(UNDER) EXPENDITURES</b>		5,016	3,103	(738)	(807)	(700)	(1,486)	212.29%	(700)
<b>RECORD RETENTION</b>									
016-340-400	Fees-Record Retention	48,842	50,677	51,167	46,479	48,000	27,021	56.29%	48,000
016-340-401	Civil/Probate Fee-\$10	740	610	680	580	600	380	63.33%	600
016-360-000	Interest Earned	1,329	1,755	2,196	1,612	1,300	341	26.26%	1,300
<b>Total Record Retention Revenue</b>		50,911	53,042	54,043	48,671	49,900	27,742	55.60%	49,900
016-403-104	Employee Salaries	-	-	-	-	6,448	3,596	55.77%	6,682
016-403-200	FICA	-	-	-	-	494	228	46.13%	512
016-403-202	Health/Life Insurance	-	-	-	-	-	805	#DIV/0!	-
016-403-203	Retirement & Death	-	-	-	-	838	450	53.73%	839
016-403-330	Supplies	19,154	9,766	25,708	2,595	75,000	733	0.98%	75,000
016-403-331	Software Disaster Recovery	8,724	8,724	8,724	-	17,000	9,671	56.89%	17,000
016-403-573	Capital Purchase	-	-	-	-	16,500	-	0.00%	16,500
<b>Total Record Retention Expenditures</b>		27,878	18,490	34,432	2,595	116,280	15,484	13.32%	116,533
<b>REVENUE OVER/(UNDER) EXPENDITURES</b>		23,033	34,552	19,611	46,077	(66,380)	12,259	-18.47%	(66,633)
<b>HEALTHCARE</b>									
018-390-020	Transfer from Depts	8,333	82,128	90,833	79,025	75,000	46,107	61.48%	55,000
018-518-310	Healthcare Service Fees	3,625	38,888	35,387	27,755	30,000	16,240	54.13%	28,000
018-518-320	HRA Reimbursements	-	24,189	16,938	28,607	25,000	15,249	61.00%	27,000
<b>Total Healthcare Expenditures</b>		3,625	63,077	52,325	56,362	55,000	31,489	57.25%	55,000
<b>REVENUE OVER/(UNDER) EXPENDITURES</b>		4,708	19,051	38,508	22,663	20,000	14,618	73.09%	-
<b>INDIGENT HEALTH CARE</b>									
019-342-000	Grant-State Revenue	6,119	3,912	4,018	2,519	1,000	3,443	344.26%	1,000
019-360-000	Interest Earned	78	12	9	-	-	-	-	-
019-390-010	Transfer From General	45,000	21,195	15,911	57,744	50,000	49,936	99.87%	100,000
<b>Total Indigent Health Care Revenue</b>		51,197	25,119	19,938	60,263	51,000	53,379	104.66%	101,000
019-630-406	Medical-IHC	12,537	13,438	7,495	47,518	38,000	44,526	117.17%	88,000
019-630-573	Software Purchases	12,660	11,681	12,744	12,745	13,000	8,507	65.43%	13,000
<b>Total Indigent Health Care Expenditures</b>		25,197	25,119	20,239	60,263	51,000	53,032	103.99%	101,000
<b>REVENUE OVER/(UNDER) EXPENDITURES</b>		26,000	-	(301)	-	-	346	#DIV/0!	-
<b>COUNTY RECORD RETENTION</b>									
020-340-900	Fees-Record Retention	3,777	3,282	2,390	2,449	3,000	1,870	62.32%	3,000
020-360-000	Interest Earned	294	353	392	268	300	54	17.97%	300
<b>Total County Record Retention Revenue</b>		4,071	3,635	2,782	2,717	3,300	1,924	58.29%	3,300
<b>Total County Record Retention Expenditures</b>		-	-	-	-	-	-	-	-
<b>REVENUE OVER/(UNDER) EXPENDITURES</b>		4,071	3,635	2,782	2,717	3,300	1,924	58.29%	3,300

**FRANKLIN COUNTY, TEXAS**

**2018 ADOPTED BUDGET**

**ACTUALS AS OF 07/31/2017**

09/07/2017 16:19

Account #	Description	2013 Actuals	2014 Actuals	2015 Actuals	2016 Actuals	2017 Budget	2017 Actuals As of 7/31/2017	% of Budget	2018 Budget
<b>ROAD &amp; BRIDGE - PRECINCT #1</b>									
021-310-110	R&B Special-Current	87,719	78,907	85,978	86,176	86,000	85,495	99.41%	86,000
021-310-120	R&B Special-Delinquent	593	667	810	1,020	675	423	62.65%	675
021-321-202	Fees-Auto R&B	36,669	39,072	43,940	36,137	36,000	20,877	57.99%	36,000
021-334-300	Lateral Road State	3,267	3,164	3,164	3,164	3,150	-	0.00%	3,150
021-339-100	Grant Proceeds	-	28,575	-	95,778	-	-	#DIV/0!	-
021-360-000	Interest Earned	3,691	4,170	7,731	4,435	2,000	1,203	60.15%	2,000
021-364-000	Sale of Fixed Assets	802	22,517	5,155	194	-	-	#DIV/0!	-
021-370-400	Other Income	1,202	1,518	286	2,475	500	800	160.00%	500
021-390-042	Transfer from County Wide	509,000	498,940	525,792	531,742	527,646	524,947	99.49%	560,719
<b>Total Road &amp; Bridge Precinct #1 Revenue</b>		<b>642,943</b>	<b>677,530</b>	<b>672,856</b>	<b>761,121</b>	<b>655,971</b>	<b>633,745</b>	<b>96.61%</b>	<b>689,044</b>
021-611-101	Elected Salaries	48,097	49,097	50,097	50,097	50,097	28,902	57.69%	50,097
021-611-104	Employee Salaries	108,141	111,031	104,734	98,764	108,680	57,357	52.78%	126,811
021-611-106	Longevity Pay	3,700	3,900	4,100	4,300	4,500	4,500	100.00%	3,400
021-611-200	FICA	12,481	12,545	12,119	11,375	12,490	6,664	53.36%	13,794
021-611-202	Health/Life Insurance	32,111	36,336	36,335	31,036	36,336	15,140	41.67%	36,336
021-611-203	Retirement & Death	17,196	19,403	20,317	19,139	21,226	10,111	47.63%	21,490
021-611-204	Workers Comp Insurance	3,751	2,925	3,702	3,420	4,300	2,307	53.65%	3,500
021-611-206	Unemployment Insurance	42	828	27	621	810	29	3.64%	810
021-611-330	Supplies	6,955	2,107	3,400	5,162	4,000	2,263	56.58%	4,000
021-611-350	Materials-Road/Culverts	324,110	363,184	342,878	311,078	326,600	145,238	44.47%	326,600
021-611-403	Per Diem	1,396	1,558	1,339	2,945	2,500	1,103	44.14%	2,500
021-611-420	Telephone	743	683	690	703	700	357	50.97%	700
021-611-425	Fuel/Oil	32,205	26,157	17,450	15,780	25,000	8,612	34.45%	25,000
021-611-426	Travel Allowance	12,600	12,000	12,000	12,000	12,000	7,000	58.33%	12,000
021-611-440	Utilities	1,415	1,260	1,172	1,199	1,500	594	39.60%	1,500
021-611-450	Equip/Trucks-Repairs/Mtnce	24,409	18,428	54,952	18,856	20,000	23,750	118.75%	20,000
021-611-486	Uniforms	-	2,749	155	-	-	-	-	-
021-611-496	Other Contracts	-	-	-	-	1,000	-	0.00%	-
021-611-573	Capital Purchases	16,000	-	43,438	92,664	50,000	49,535	99.07%	75,000
<b>Total Road &amp; Bridge Precinct #1 Expenditures</b>		<b>645,352</b>	<b>664,191</b>	<b>708,905</b>	<b>679,140</b>	<b>681,739</b>	<b>363,463</b>	<b>53.31%</b>	<b>723,538</b>
<b>REVENUE OVER/(UNDER) EXPENDITURES</b>		<b>(2,409)</b>	<b>13,339</b>	<b>(36,049)</b>	<b>81,981</b>	<b>(25,768)</b>	<b>270,282</b>	<b>-1048.90%</b>	<b>(34,494)</b>

**FRANKLIN COUNTY, TEXAS**

**2018 ADOPTED BUDGET**

**ACTUALS AS OF 07/31/2017**

09/07/2017 16:19

Account #	Description	2013 Actuals	2014 Actuals	2015 Actuals	2016 Actuals	2017 Budget	2017 Actuals As of 7/31/2017	% of Budget	2018 Budget
<b>ROAD &amp; BRIDGE - PRECINCT #2</b>									
022-310-110	R&B Special-Current	59,829	53,819	58,641	58,776	58,000	58,312	100.54%	58,000
022-310-120	R&B Special-Delinquent	404	455	553	695	475	288	60.73%	475
022-321-202	Fees-Auto R&B	25,010	26,649	29,970	24,648	26,000	14,239	54.77%	26,000
022-330-100	Loan Proceeds - Guaranty	45,000	-	-	-	-	-	#DIV/0!	-
022-334-300	Lateral Road State	3,267	3,164	3,164	3,164	3,150	-	0.00%	3,150
022-339-100	Grant Proceeds	-	55,957	32,637	75,957	70,000	-	0.00%	-
022-360-000	Interest Earned	3,767	4,919	6,683	3,417	2,500	582	23.28%	2,500
022-364-000	Sale of Fixed Assets	37,932	20,836	-	213	-	305	#DIV/0!	-
022-370-400	Other Income	1,670	251	1,468	2,302	750	-	0.00%	750
022-390-042	Transfer from County Wide	347,164	340,303	358,616	362,675	359,882	358,041	99.49%	382,440
<b>Total Road &amp; Bridge Precinct #2 Revenue</b>		<b>524,043</b>	<b>506,353</b>	<b>491,732</b>	<b>531,847</b>	<b>520,757</b>	<b>431,767</b>	<b>82.91%</b>	<b>473,315</b>
022-612-101	Elected Salaries	48,097	49,097	50,097	50,097	50,097	28,902	57.69%	40,097
022-612-104	Employee Salaries	83,712	62,127	86,333	97,157	103,264	50,168	48.58%	101,268
022-612-106	Longevity Pay	3,200	1,400	1,500	-	-	-	#DIV/0!	-
022-612-107	Other Salary-Cell Phone	600	600	-	-	-	-	#DIV/0!	-
022-612-200	FICA	10,525	8,631	10,067	10,669	11,735	5,711	48.67%	10,814
022-612-202	Health/Life Insurance	31,401	26,495	29,520	34,161	36,336	17,405	47.90%	36,336
022-612-203	Retirement & Death	16,184	14,434	17,631	18,609	19,940	9,900	49.65%	18,377
022-612-204	Workers Comp Insurance	2,776	1,701	2,919	2,644	3,400	2,134	62.77%	3,400
022-612-206	Unemployment Insurance	33	417	27	513	810	28	3.47%	810
022-612-330	Supplies	5,242	2,553	4,820	3,717	4,000	900	22.51%	4,000
022-612-350	Materials-Road/Culverts	187,183	149,363	296,398	334,459	320,000	311,914	97.47%	262,065
022-612-403	Per Diem	1,286	1,604	1,209	2,183	3,000	912	30.40%	-
022-612-420	Telephone	493	887	1,104	956	1,100	479	43.50%	1,100
022-612-425	Fuel/Oil	19,988	18,279	15,390	11,685	20,000	4,603	23.01%	20,000
022-612-426	Travel Allowance	11,400	10,800	10,800	10,800	10,800	6,300	58.33%	10,800
022-612-440	Utilities	1,216	1,133	1,154	1,099	1,300	467	35.92%	1,300
022-612-450	Equip/Trucks-Repairs/Mtnce	17,152	12,040	17,961	13,274	17,000	6,879	40.47%	17,000
022-612-486	Uniforms	-	1,958	2,061	1,422	2,100	781	37.20%	2,100
022-612-496	Other Contracts	-	-	-	-	3,000	-	0.00%	5,000
022-612-573	Capital Purchases	72,544	45,860	75,000	-	50,000	-	0.00%	100,000
<b>Total Road &amp; Bridge Precinct #2 Expenditures</b>		<b>513,032</b>	<b>409,379</b>	<b>623,991</b>	<b>593,445</b>	<b>657,882</b>	<b>447,482</b>	<b>68.02%</b>	<b>634,468</b>
<b>REVENUE OVER/(UNDER) EXPENDITURES</b>		<b>11,011</b>	<b>96,974</b>	<b>(132,259)</b>	<b>(61,598)</b>	<b>(137,125)</b>	<b>(15,715)</b>	<b>11.46%</b>	<b>(161,153)</b>

**FRANKLIN COUNTY, TEXAS**

**2018 ADOPTED BUDGET**

**ACTUALS AS OF 07/31/2017**

09/07/2017 16:19

Account #	Description	2013 Actuals	2014 Actuals	2015 Actuals	2016 Actuals	2017 Budget	2017 Actuals As of 7/31/2017	% of Budget	2018 Budget
<b>ROAD &amp; BRIDGE - PRECINCT #3</b>									
023-310-110	R&B Special-Current	69,782	62,772	68,396	68,554	68,000	68,013	100.02%	68,000
023-310-120	R&B Special-Delinquent	472	531	645	811	500	336	67.29%	500
023-321-202	Fees-Auto R&B	29,171	31,083	34,955	28,748	30,000	16,608	55.36%	30,000
023-330-100	Loan Proceeds	-	-	-	-	-	59,825	#DIV/0!	-
023-334-300	Lateral Road State	3,267	3,164	3,164	3,164	3,150	-	0.00%	3,150
023-339-100	Grant Proceeds	-	88,594	-	45,347	-	-	#DIV/0!	-
023-360-000	Interest Earned	1,246	2,639	4,633	2,771	1,500	799	53.28%	1,500
023-364-000	Sale of Fixed Assets	802	-	6,292	28,798	-	-	#DIV/0!	-
023-370-400	Other Income	277,675	-	800	158	500	400	80.00%	500
023-390-042	Transfer from County Wide	404,916	396,914	418,273	423,007	419,750	417,602	99.49%	446,060
<b>Total Road &amp; Bridge Precinct #3 Revenue</b>		<b>787,331</b>	<b>585,697</b>	<b>537,158</b>	<b>601,357</b>	<b>523,400</b>	<b>563,583</b>	<b>107.68%</b>	<b>549,710</b>
023-613-101	Elected Salaries	48,097	49,097	50,097	50,097	50,097	28,902	57.69%	50,097
023-613-104	Employee Salaries	64,979	57,173	65,660	91,507	99,132	52,416	52.87%	101,268
023-613-106	Longevity Pay	3,700	2,000	2,500	2,600	3,600	3,600	100.00%	1,800
023-613-107	Other Salary-Cell Phone	600	600	600	275	-	-	#DIV/0!	-
023-613-200	FICA	8,869	7,993	8,683	10,500	11,695	5,854	50.06%	11,717
023-613-202	Health/Life Insurance	27,118	24,224	27,251	30,940	36,336	19,676	54.15%	36,336
023-613-203	Retirement & Death	14,002	13,877	15,117	18,223	19,870	10,632	53.51%	19,911
023-613-204	Workers Comp Insurance	2,462	1,565	1,929	2,517	3,500	2,091	59.75%	3,500
023-613-206	Unemployment Insurance	30	414	183	513	810	29	3.57%	810
023-613-330	Supplies	4,854	6,759	7,456	3,081	7,000	4,287	61.25%	7,000
023-613-350	Materials-Road/Culverts	307,913	455,685	277,624	271,398	280,000	72,693	25.96%	280,000
023-613-403	Per Diem	902	1,011	1,311	775	2,000	1,054	52.71%	2,000
023-613-420	Telephone	374	455	431	467	600	206	34.34%	600
023-613-425	Fuel/Oil	25,293	26,265	15,127	14,242	24,000	4,720	19.67%	24,000
023-613-426	Travel Allowance	-	-	12,000	12,000	12,000	7,000	58.33%	12,000
023-613-440	Utilities	993	791	729	708	800	361	45.13%	800
023-613-450	Equip/Trucks-Repairs/Mtnce	23,584	19,737	25,763	30,629	20,000	6,436	32.18%	20,000
023-613-496	Other Contracts	-	-	-	-	-	-	#DIV/0!	-
023-613-573	Capital Purchases	148,851	66,697	39,122	43,438	65,000	119,825	184.35%	65,000
<b>Total Road &amp; Bridge Precinct #3 Expenditures</b>		<b>682,621</b>	<b>734,343</b>	<b>551,583</b>	<b>583,909</b>	<b>636,440</b>	<b>339,783</b>	<b>53.39%</b>	<b>636,840</b>
<b>REVENUE OVER/(UNDER) EXPENDITURES</b>		<b>104,710</b>	<b>(148,646)</b>	<b>(14,425)</b>	<b>17,448</b>	<b>(113,040)</b>	<b>223,800</b>	<b>-197.98%</b>	<b>(87,130)</b>

**FRANKLIN COUNTY, TEXAS**

**2018 ADOPTED BUDGET**

**ACTUALS AS OF 07/31/2017**

09/07/2017 16:19

Account #	Description	2013 Actuals	2014 Actuals	2015 Actuals	2016 Actuals	2017 Budget	2017 Actuals As of 7/31/2017	% of Budget	2018 Budget
<b>ROAD &amp; BRIDGE - PRECINCT #4</b>									
024-310-110	R&B Special-Current	63,821	57,410	62,554	62,699	62,000	62,203	100.33%	62,000
024-310-120	R&B Special-Delinquent	432	485	590	742	500	308	61.54%	500
024-321-202	Fees-Auto R&B	26,679	28,428	31,969	26,292	28,000	15,189	54.25%	28,000
024-330-100	Loan Proceeds - Guaranty	75,489	57,960	-	-	-	-	#DIV/0!	-
024-334-300	Lateral Road State	3,267	3,164	3,164	3,164	3,150	-	0.00%	3,150
024-339-100	Grant Proceeds	-	88,594	-	37,885	-	-	#DIV/0!	-
024-360-000	Interest Earned	2,586	2,271	3,942	1,693	1,500	441	29.37%	1,500
024-364-000	Sale of Fixed Assets	16,948	-	6,804	9,474	-	130	#DIV/0!	-
024-370-400	Other Income	2,762	900	1,651	4,362	1,200	3,398	283.13%	1,200
024-390-042	Transfer from County Wide	370,330	363,011	382,547	386,877	383,897	381,932	99.49%	407,960
<b>Total Road &amp; Bridge Precinct #4 Revenue</b>		<b>562,314</b>	<b>602,223</b>	<b>493,221</b>	<b>533,187</b>	<b>480,247</b>	<b>463,601</b>	<b>96.53%</b>	<b>504,310</b>
024-614-101	Elected Salaries	48,097	49,097	50,097	50,097	50,097	28,902	57.69%	50,097
024-614-104	Employee Salaries	97,116	102,434	103,394	107,336	106,526	59,997	56.32%	109,658
024-614-106	Longevity Pay	3,400	3,700	4,000	4,300	5,100	5,100	100.00%	5,500
024-614-200	FICA	11,368	11,566	11,713	12,038	12,375	6,976	56.37%	12,642
024-614-202	Health/Life Insurance	34,251	36,336	36,335	36,318	36,336	21,185	58.30%	36,336
024-614-203	Retirement & Death	17,771	19,623	20,133	20,441	21,025	11,769	55.97%	21,483
024-614-204	Workers Comp Insurance	2,805	2,921	3,039	2,771	3,550	2,273	64.04%	3,550
024-614-206	Unemployment Insurance	27	664	27	513	810	27	3.27%	810
024-614-330	Supplies	10,546	8,768	8,672	9,102	10,000	3,202	32.02%	10,000
024-614-350	Materials-Road/Culverts	163,014	226,295	191,582	274,628	215,000	177,068	82.36%	100,000
024-614-403	Per Diem	520	1,427	2,386	2,340	1,500	1,102	73.44%	1,500
024-614-420	Telephone	1,163	1,400	1,438	1,399	1,500	698	46.53%	1,500
024-614-425	Fuel/Oil	29,309	29,272	14,125	14,025	30,000	11,661	38.87%	15,000
024-614-426	Travel Allowance	11,400	11,400	11,400	11,400	11,400	6,650	58.33%	11,400
024-614-440	Utilities	2,881	1,804	2,260	1,752	2,000	848	42.38%	2,000
024-614-450	Equip/Trucks-Repairs/Mtnce	18,960	20,313	23,336	20,338	20,000	13,732	68.66%	20,000
024-614-486	Uniforms	-	2,006	1,856	1,892	2,100	1,026	48.86%	1,900
024-614-573	Capital Purchases	178,398	87,960	49,285	45,355	50,000	2,500	5.00%	43,438
<b>Total Road &amp; Bridge Precinct #4 Expenditures</b>		<b>631,026</b>	<b>616,986</b>	<b>535,078</b>	<b>616,044</b>	<b>579,319</b>	<b>354,716</b>	<b>61.23%</b>	<b>446,814</b>
<b>REVENUE OVER/(UNDER) EXPENDITURES</b>		<b>(68,712)</b>	<b>(14,763)</b>	<b>(41,857)</b>	<b>(82,857)</b>	<b>(99,072)</b>	<b>108,885</b>	<b>-109.90%</b>	<b>57,496</b>

**FRANKLIN COUNTY, TEXAS**

**2018 ADOPTED BUDGET**

**ACTUALS AS OF 07/31/2017**

09/07/2017 16:19

Account #	Description	2013 Actuals	2014 Actuals	2015 Actuals	2016 Actuals	2017 Budget	2017 Actuals As of 7/31/2017	% of Budget	2018 Budget
<b>LIBRARY</b>									
025-339-000	City Revenue	10,000	10,000	10,000	10,000	14,167	9,167	64.70%	15,000
025-339-007	Grant Funds-Edge	-	4,954	4,995	-	-	-	0.00%	-
025-340-025	Fees-Library	5,954	5,469	2,967	4,485	2,500	2,037	81.50%	4,000
025-340-035	Fines-Library	-	-	3,273	3,775	2,900	1,980	68.28%	3,775
025-360-000	Interest Earned	500	609	590	345	-	70	#DIV/0!	250
025-364-001	Book Sales	1,447	1,327	1,520	2,610	1,000	1,304	130.45%	2,000
025-367-905	Donations-Private/Memorial	464	455	224	533	500	505	100.94%	500
025-370-400	Other Income	1,200	1,200	1,200	1,209	1,200	1,378	114.83%	1,200
025-390-010	Transfer From General	175,000	138,250	144,815	168,828	168,725	90,545	53.66%	172,990
025-390-082	Transfer From Inmate Housing	-	-	-	-	16,991	16,991	-	-
025-391-010	City Add'l Library Revenue	-	30,000	22,500	-	-	-	#DIV/0!	-
<b>Total Library Revenue</b>		<b>194,565</b>	<b>192,264</b>	<b>192,084</b>	<b>191,786</b>	<b>207,983</b>	<b>123,978</b>	<b>59.61%</b>	<b>199,715</b>
025-650-101	Salary-Librarian	37,805	38,853	39,881	40,925	40,946	23,050	56.29%	41,969
025-650-104	Salary-Asst Librarian	28,906	28,192	29,232	30,276	30,276	17,052	56.32%	31,320
025-650-105	Salaries-Assistants	25,709	26,061	27,023	33,533	34,430	19,019	55.24%	35,256
025-650-106	Contract Labor/Salaries-Temps	10,303	9,502	11,424	4,087	3,856	3,409	88.39%	4,630
025-650-107	Longevity	2,200	1,300	1,400	1,500	1,600	1,600	100.00%	1,700
025-650-150	Summer Reading	2,000	2,000	2,250	2,250	2,250	2,250	100.00%	2,250
025-650-200	FICA	7,139	6,895	7,128	8,116	8,500	4,713	55.45%	8,790
025-650-202	Health/Life Insurance	15,698	18,166	18,168	18,168	18,165	10,598	58.34%	18,168
025-650-203	Retirement & Death	11,461	12,112	12,468	13,416	13,943	7,602	54.52%	14,332
025-650-204	Workers Comp Insurance	247	261	333	321	372	337	90.60%	500
025-650-206	Unemployment Insurance	42	831	36	888	1,354	37	2.72%	1,500
025-650-330	Supplies	7,959	9,697	10,565	9,775	10,000	2,720	27.20%	10,000
025-650-332	Data Process-Tech Support	1,090	1,289	1,305	1,420	1,700	290	17.03%	1,700
025-650-336	Grant Expense - Edge	-	4,954	4,995	-	-	-	#DIV/0!	-
025-650-403	Per Diem	2,176	1,885	1,957	2,071	2,000	936	46.79%	2,000
025-650-420	Telephone / Public Internet	7,263	-	-	-	-	-	#DIV/0!	-
025-650-440	Utilities	5,572	5,703	5,716	5,630	6,000	2,627	43.79%	6,000
025-650-450	Building-Repair/Mtnce	-	1,799	837	995	1,500	580	38.66%	1,500
025-650-573	Capital Purchases	-	-	-	-	16,991	16,991	100.00%	-
025-650-590	Books	15,102	14,076	12,027	12,771	12,300	7,022	57.09%	12,300
025-650-591	Periodicals	1,251	1,309	1,489	1,388	1,800	670	37.24%	1,800
025-650-592	Audio / Visual	4,408	3,612	3,847	4,268	4,000	2,475	61.88%	4,000
<b>Total Library Expenditures</b>		<b>186,331</b>	<b>188,497</b>	<b>192,081</b>	<b>191,798</b>	<b>211,983</b>	<b>123,978</b>	<b>58.48%</b>	<b>199,715</b>
<b>REVENUE OVER/(UNDER) EXPENDITURES</b>		<b>8,234</b>	<b>3,767</b>	<b>3</b>	<b>(12)</b>	<b>(4,000)</b>	<b>-</b>	<b>0.00%</b>	<b>0</b>



## FRANKLIN COUNTY, TEXAS

## 2018 ADOPTED BUDGET

## ACTUALS AS OF 07/31/2017

06/02/2017 7:44		2013	2014	2015	2016	2017	2017 Actuals	% of	2018
Account #	Description	Actuals	Actuals	Actuals	Actuals	Budget	As of 7/31/2017	Budget	Budget
<b>ARCHIVAL FUND</b>									
026-340-400	Fees-Archival	18,541	31,334	30,644	30,383	30,000	18,611	62.04%	30,000
026-340-401	Fees-Visual	243	242	220	246	250	148	59.20%	250
026-360-000	Interest Earned	193	593	1,018	698	300	166	55.38%	300
<b>Total Archival Revenue</b>		<b>18,977</b>	<b>32,169</b>	<b>31,882</b>	<b>31,327</b>	<b>30,550</b>	<b>18,925</b>	<b>61.95%</b>	<b>30,550</b>
026-403-330	Supplies	712	-	21,432	5,073	30,000	3,249	10.83%	30,000
026-403-413	VSP-Vital Stat Preservation Fund	-	-	404	125	600	158	26.33%	600
026-403-573	Capital Purchase	-	-	-	-	-	-	-	-
<b>Total Archival Expenditures</b>		<b>712</b>	<b>-</b>	<b>21,836</b>	<b>5,198</b>	<b>30,600</b>	<b>3,407</b>	<b>11.14%</b>	<b>30,600</b>
<b>REVENUE OVER/(UNDER) EXPENDITURES</b>		<b>18,265</b>	<b>32,169</b>	<b>10,046</b>	<b>26,129</b>	<b>(50)</b>	<b>15,518</b>	<b>-31035.4%</b>	<b>(50)</b>
<b>District Clerk Record Management</b>									
027-340-700	Fees-Rec Preserve-Criminal	1,293	1,123	1,261	1,100	-	655	-	-
027-340-701	Fees-Record Preserve-Civil	1,268	1,295	1,238	1,211	-	717	-	-
027-360-000	Interest Earned	201	242	278	196	-	40	-	-
<b>Total DCIk Record Management Revenue</b>		<b>2,762</b>	<b>2,660</b>	<b>2,777</b>	<b>2,506</b>	<b>-</b>	<b>1,412</b>	<b>-</b>	<b>-</b>
027-450-330	Supplies	-	-	-	-	-	-	-	-
027-450-573	Capital Purchase	-	-	-	-	-	-	-	-
<b>Total DCIk Record Management Expenditures</b>		<b>-</b>	<b>-</b>	<b>-</b>	<b>-</b>	<b>-</b>	<b>-</b>	<b>-</b>	<b>-</b>
<b>REVENUE OVER/(UNDER) EXPENDITURES</b>		<b>2,762</b>	<b>2,660</b>	<b>2,777</b>	<b>2,506</b>	<b>-</b>	<b>1,412</b>	<b>-</b>	<b>-</b>
<b>County/District Clerk Technology Fund</b>									
028-340-700	Technology Fees-DCIk	732	1,556	1,439	1,524	-	921	-	-
028-340-701	Technology Fees-CCIk	370	277	146	131	-	95	-	-
028-360-000	Interest Earned	20	-	-	37	-	10	-	-
<b>Total DCIk Technology Fund Revenue</b>		<b>1,122</b>	<b>1,833</b>	<b>1,585</b>	<b>1,692</b>	<b>-</b>	<b>1,026</b>	<b>-</b>	<b>-</b>
028-450-330	Supplies	-	4,688	-	-	-	-	-	-
028-450-573	Capital Purchase	-	-	-	-	-	-	-	-
<b>Total DCIk Technology Fund Expenditures</b>		<b>-</b>	<b>4,688</b>	<b>-</b>	<b>-</b>	<b>-</b>	<b>-</b>	<b>-</b>	<b>-</b>
<b>REVENUE OVER/(UNDER) EXPENDITURES</b>		<b>1,122</b>	<b>(2,855)</b>	<b>1,585</b>	<b>1,692</b>	<b>-</b>	<b>1,026</b>	<b>-</b>	<b>-</b>
<b>COURTHOUSE SECURITY</b>									
029-340-956	Fees-C/House Security	11,668	9,632	8,907	8,535	8,500	5,250	61.76%	8,500
029-360-000	Interest Earned	1,402	818	712	505	200	103	51.50%	200
029-390-082	Transfer from Inmate Housing	-	-	-	-	15,514	15,514	100.00%	-
<b>Total Courthouse Security Revenue</b>		<b>13,070</b>	<b>10,450</b>	<b>9,619</b>	<b>9,040</b>	<b>24,214</b>	<b>20,866</b>	<b>86.18%</b>	<b>8,700</b>
029-580-330	Supplies	7,792	10,050	1,179	2,170	10,000	697	6.97%	10,000
029-580-573	Capital Purchase	3,308	50,818	-	-	45,514	15,514	34.09%	30,000
<b>Total Courthouse Security Expenditures</b>		<b>11,100</b>	<b>60,868</b>	<b>1,179</b>	<b>2,170</b>	<b>55,514</b>	<b>16,211</b>	<b>29.20%</b>	<b>40,000</b>
<b>REVENUE OVER/(UNDER) EXPENDITURES</b>		<b>1,970</b>	<b>(50,418)</b>	<b>8,440</b>	<b>6,870</b>	<b>(31,300)</b>	<b>4,655</b>	<b>-14.87%</b>	<b>(31,300)</b>
<b>JUSTICE COURT TECHNOLOGY</b>									
030-340-801	Fees-Technology	6,285	4,900	4,374	4,107	4,000	2,530	63.25%	4,000
030-360-000	Interest Earned	260	207	143	34	40	-	0.00%	-
030-700-010	Transfer from General Dept 503	-	-	-	-	5,000	5,000	100.00%	11,500
<b>Total Justice Court Technology Revenue</b>		<b>6,545</b>	<b>5,107</b>	<b>4,517</b>	<b>4,142</b>	<b>9,040</b>	<b>7,530</b>	<b>83.30%</b>	<b>15,500</b>
030-455-330	Supplies	9,805	8,342	10,137	11,883	13,700	13,685	99.89%	15,500
030-455-573	Capital Purchase	-	-	-	-	-	-	-	-
<b>Total Justice Court Technology Expenditures</b>		<b>9,805</b>	<b>8,342</b>	<b>10,137</b>	<b>11,883</b>	<b>13,700</b>	<b>13,685</b>	<b>99.89%</b>	<b>15,500</b>
<b>REVENUE OVER/(UNDER) EXPENDITURES</b>		<b>(3,260)</b>	<b>(3,235)</b>	<b>(5,620)</b>	<b>(7,741)</b>	<b>(4,660)</b>	<b>(6,155)</b>	<b>132.08%</b>	<b>-</b>

**FRANKLIN COUNTY, TEXAS**

**2018 ADOPTED BUDGET**

**ACTUALS AS OF 07/31/2017**

09/07/2017 18:19

Account #	Description	2013 Actuals	2014 Actuals	2015 Actuals	2016 Actuals	2017 Budget	2017 Actuals As of 7/31/2017	% of Budget	2018 Budget
<b>COURTHOUSE RESTORATION</b>									
034-330-900	Grant-C/House Restoration	1,233,727	1,647,213	-	-	-	-	-	-
034-390-000	Loan Proceeds	400,000	-	-	-	-	-	-	-
034-390-010	Transfer from General	316,477	355,549	-	-	-	-	-	-
<b>Total Courthouse Restoration Revenue</b>		<b>1,950,204</b>	<b>2,002,762</b>	<b>-</b>	<b>-</b>	<b>-</b>	<b>-</b>	<b>-</b>	<b>-</b>
034-510-402	Architect/Admin Fees	195,587	44,565	-	-	-	-	-	-
034-510-428	Other Expense	3,750	-	-	-	-	-	-	-
034-510-573	Capital Outlay - Interior	1,253,026	1,868,690	-	-	-	-	-	-
034-510-574	Capital Outlay - Exterior	-	37,163	-	-	-	-	-	-
034-510-575	Capital Outlay - County	-	452,344	-	-	-	-	-	-
<b>Total Courthouse Restoration Expenditures</b>		<b>1,452,363</b>	<b>2,402,762</b>	<b>-</b>	<b>-</b>	<b>-</b>	<b>-</b>	<b>-</b>	<b>-</b>
<b>REVENUE OVER/(UNDER) EXPENDITURES</b>		<b>497,841</b>	<b>(400,000)</b>	<b>-</b>	<b>-</b>	<b>-</b>	<b>-</b>	<b>-</b>	<b>-</b>
<b>REVOLVING LOAN FUND</b>									
035-360-000	Interest Earned	510	1,121	362	200	90	319	354.44%	200
035-360-121	Interest - Cypress Cajun	3,803	265	1,357	-	-	-	0.00%	-
035-360-123	Interest - MV Mower & Saw Sho	575	1,081	-	-	-	-	0.00%	-
035-360-124	Interest - MV Fitness Center	1,071	872	723	700	600	266	44.40%	500
035-360-125	Interest - Party Barn	1,680	847	420	400	300	47	15.53%	-
035-360-126	Interest - Impact Printing	1,106	1,784	853	800	700	403	57.55%	400
035-360-127	Interest - Fam Health Clinic	-	-	929	879	900	418	46.47%	700
035-360-130	Revolving Loan Late Payments	-	-	-	-	-	115	#DIV/0!	-
<b>Total Revolving Loan Fund Revenue</b>		<b>8,745</b>	<b>5,970</b>	<b>4,644</b>	<b>2,979</b>	<b>2,590</b>	<b>1,568</b>	<b>60.56%</b>	<b>1,800</b>

**FRANKLIN COUNTY, TEXAS**

**2018 ADOPTED BUDGET**

**ACTUALS AS OF 07/31/2017**

09/07/2017 16:18

Account #	Description	2013 Actuals	2014 Actuals	2015 Actuals	2016 Actuals	2017 Budget	2017 Actuals As of 7/31/2017	% of Budget	2018 Budget
<b>STATE AGENCY</b>									
041-350-301	Fees-Court Costs 9/91-8/95	156	270	134	44	75	40	53.33%	75
041-350-302	Fees-Court Costs 9/95-8/97	172	138	150	287	400	100	25.00%	400
041-350-303	Fees-Court Costs 9/97-8/99	-	137	372	99	50	-	0.00%	50
041-350-304	Fees-Court Costs 9/99-8/01	258	354	354	157	150	-	0.00%	150
041-350-305	Fees-Court Costs 9/01-8/03	518	3,465	760	371	400	349	87.34%	400
041-350-306	Fees-Court Costs 1/04 Forward	74,715	54,543	48,898	46,497	45,000	29,122	64.71%	45,000
041-350-307	Fees-County Arrest	241	85	70	69	70	39	56.17%	70
041-350-309	Fees-State Arrest	19,111	18,167	18,696	17,476	18,500	9,001	48.65%	18,500
041-350-310	Fees-Seat Belt-Justice	178	23	88	75	50	-	0.00%	50
041-350-311	Fees-State Traffic	37,299	27,732	22,831	22,245	22,500	12,271	54.54%	22,500
041-350-312	Fees-Certified Birth-State	829	129	194	218	100	142	142.20%	100
041-350-313	Fees-Comp Gross Weight	302	50	3,275	544	1,000	250	25.00%	1,000
041-350-314	Fees-Juror Donate-CVC	80	88	65	90	50	88	176.00%	50
041-350-316	Fees-CLSI-Other Civil	1,669	1,485	1,535	1,547	1,500	1,066	71.07%	1,500
041-350-317	Fees-Time Payment	6,220	4,739	5,491	4,733	5,200	3,095	59.53%	5,200
041-350-318	Fees-EMS Trauma	3,652	2,431	965	859	900	560	62.27%	900
041-350-319	Fees-Bail Bond	2,031	850	200	5,181	200	1,840	920.00%	200
041-350-320	Fees-State Filing-Civil	2,686	2,921	3,696	3,064	3,000	2,318	77.26%	3,000
041-350-321	Fees-Family Protection	852	901	659	602	650	327	50.31%	650
041-350-322	Fees-CJSUP-\$15 CClk	3,884	1,203	588	522	600	412	68.74%	600
041-350-323	Fees-State Marriage	1,938	1,439	1,755	1,665	1,700	1,125	66.15%	1,700
041-350-324	Fees-Judicial-\$4/\$6 Assess	9,851	7,769	6,679	6,335	6,000	3,947	65.78%	6,000
041-350-325	Fees-Judicial-Civil	9,102	9,888	10,779	9,956	10,000	6,522	65.22%	10,000
041-350-326	Fees-Jury Reimburse	6,863	5,913	4,978	4,459	5,000	2,418	48.35%	5,000
041-350-327	Fees-Adoption-State	90	-	15	95	-	30	#DIV/0!	-
041-350-328	Fees-State-Family	3,187	3,182	2,382	2,782	2,200	1,221	55.49%	2,200
041-350-329	Fees-CLSI-Family	563	554	420	509	400	281	70.32%	400
041-350-330	Fees-State Omni	7,374	7,466	7,409	7,230	7,400	2,970	40.14%	7,400
041-350-333	DNA Testing Fee	407	382	426	202	400	260	64.93%	400
041-350-334	Drug Court Fee09/01/07	3,079	2,313	1,211	1,391	1,200	1,059	88.25%	1,200
041-350-335	Indigent Defense Fee	3,476	3,027	2,780	2,561	2,500	1,543	61.72%	2,500
041-350-336	Appellate Judicial Fee	924	852	907	803	900	456	50.63%	900
041-350-337	Civil Just Fee	83	47	136	96	100	10	10.30%	100
041-350-338	Seatbelt Child Fee	88	100	-	-	-	-	#DIV/0!	-
041-350-339	Fees-Electronic Filing - Civil	1,193	5,000	6,077	8,047	6,000	4,739	78.98%	6,000
041-350-340	Fees-Electronic Filing - Criminal	91	325	295	250	275	181	65.74%	275
041-350-341	Fees-Truancy Prevention Fund	-	1,586	1,478	1,565	1,475	1,127	76.43%	1,475
041-350-342	Texas Home Visiting Program	-	-	-	-	-	5	#DIV/0!	-
<b>Total State Agency Revenue</b>		<b>203,162</b>	<b>169,554</b>	<b>156,748</b>	<b>152,622</b>	<b>145,945</b>	<b>88,914</b>	<b>60.92%</b>	<b>145,945</b>
041-465-477	State Comptroller	168,839	139,106	124,733	124,191	116,000	62,355	53.75%	118,395
041-465-482	County Treasurer	39,360	28,696	30,088	27,027	28,395	13,172	46.39%	26,000
041-465-485	NE Texas Child Advocacy Center	426	450	330	301	325	135	41.54%	325
041-465-486	SAFE T Shelter	426	450	330	301	325	135	41.54%	325
041-465-488	Clerk of Sixth Court of Appeals	924	852	907	803	900	421	46.74%	900
<b>Total State Agency Expenditures</b>		<b>209,975</b>	<b>169,554</b>	<b>156,388</b>	<b>152,622</b>	<b>145,945</b>	<b>76,217</b>	<b>52.22%</b>	<b>145,945</b>
<b>REVENUE OVER/(UNDER) EXPENDITURES</b>		<b>(6,813)</b>	<b>-</b>	<b>360</b>	<b>-</b>	<b>-</b>	<b>12,697</b>	<b>#DIV/0!</b>	<b>-</b>

**FRANKLIN COUNTY, TEXAS**

**2018 ADOPTED BUDGET**

**ACTUALS AS OF 07/31/2017**

06/07/2017 16:19

Account #	Description	2013 Actuals	2014 Actuals	2015 Actuals	2016 Actuals	2017 Budget	2017 Actuals As of 7/31/2017	% of Budget	2018 Budget
<b>COUNTY WIDE ROAD &amp; BRIDGE</b>									
042-310-110	Lateral Rd/Flood-Current	1,303,440	1,297,300	1,408,791	1,412,759	1,408,175	1,402,305	99.58%	1,534,179
042-310-120	Lateral Rd/Flood-Delinquent	8,485	9,751	12,178	16,031	8,500	6,904	81.22%	8,500
042-321-200	Fees-Auto Registration	283,389	282,800	260,424	284,739	275,000	273,912	99.60%	275,000
042-330-100	Loan Proceeds	-	-	273,750	-	-	-	#DIV/0!	-
042-360-000	Interest Earned	11,203	9,318	4,548	1,690	750	240	32.04%	750
042-370-400	Other Income	-	-	398	-	-	-	#DIV/0!	-
<b>Total County Wide R&amp;B Revenue</b>		<b>1,606,517</b>	<b>1,599,169</b>	<b>1,960,089</b>	<b>1,715,219</b>	<b>1,692,425</b>	<b>1,683,361</b>	<b>99.46%</b>	<b>1,818,429</b>
042-670-490	Fee-Drug Test and Physicals	321	547	1,220	938	1,250	840	67.17%	1,250
042-673-573	Capital Purchases	-	-	273,641	-	100,000	100,000	100.00%	-
042-700-021	Transfer to R&B #1	509,000	498,940	525,792	531,742	527,646	524,947	99.49%	560,719
042-700-022	Transfer to R&B #2	347,164	340,303	358,616	362,675	359,882	358,041	99.49%	382,440
042-700-023	Transfer to R&B #3	404,916	396,914	418,273	423,007	419,750	417,602	99.49%	446,060
042-700-024	Transfer to R&B #4	370,330	363,011	382,547	386,877	383,897	381,932	99.49%	407,960
<b>Total County Wide R&amp;B Expenditures</b>		<b>1,631,731</b>	<b>1,599,715</b>	<b>1,960,089</b>	<b>1,705,239</b>	<b>1,792,425</b>	<b>1,783,361</b>	<b>99.49%</b>	<b>1,798,429</b>
<b>REVENUE OVER/(UNDER) EXPENDITURES</b>		<b>(25,214)</b>	<b>(546)</b>	<b>-</b>	<b>9,981</b>	<b>(100,000)</b>	<b>(100,000)</b>	<b>100.00%</b>	<b>20,000</b>
<b>RECREATION FACILITY</b>									
043-330-900	Grant Proceeds	9,109	-	-	-	-	-	-	-
043-360-000	Interest Earned	732	577	127	134	100	14	13.96%	40
043-364-000	Sale of Fixed Assets	140	-	162	-	-	-	#DIV/0!	-
043-365-100	Donations/Contributions	10,395	6,297	850	934	850	86	10.12%	150
043-365-200	Fundraiser Revenue	16	436	-	-	-	-	#DIV/0!	-
043-365-410	League Fees	-	900	450	4,942	2,000	3,875	193.75%	3,875
043-365-500	Concession Sales	37,741	30,416	32,938	-	-	-	#DIV/0!	-
043-370-000	Rental Fees	-	-	-	300	2,500	250	10.00%	250
043-390-010	Transfer from General	75,000	85,804	163,430	74,431	55,000	47,776	86.87%	67,600
<b>Total Recreation Facility Revenue</b>		<b>133,133</b>	<b>124,430</b>	<b>197,957</b>	<b>80,741</b>	<b>60,450</b>	<b>52,001</b>	<b>86.02%</b>	<b>71,915</b>
043-516-104	Salary-Manager	25,230	28,407	25,237	29,958	30,377	17,111	56.33%	31,425
043-516-105	Concession Salaries	6,042	6,187	5,313	-	-	-	#DIV/0!	-
043-516-200	FICA	2,368	2,604	2,313	2,292	2,324	1,309	56.33%	2,405
043-516-202	Health/Life Insurance	5,707	9,084	4,547	31	50	18	35.84%	9,084
043-516-203	Retirement & Death	2,957	3,645	3,226	3,783	3,949	2,142	54.25%	4,085
043-516-204	Workers Comp Insurance	-	929	493	437	635	318	50.08%	635
043-516-206	Unemployment Insurance	15	343	30	171	270	9	3.33%	270
043-516-330	Supplies	11,216	13,993	10,992	8,133	5,500	1,586	28.83%	5,500
043-516-332	Memorial Garden	-	-	-	-	-	-	#DIV/0!	-
043-516-333	Parking Lot	-	13,804	-	-	-	-	#DIV/0!	-
043-516-334	Concession Stand	17,188	13,568	15,993	917	-	-	#DIV/0!	-
043-516-391	Sales Tax	3,694	1,914	2,093	-	-	-	#DIV/0!	-
043-516-403	Per Diem	299	-	-	-	-	-	#DIV/0!	-
043-516-425	Fuel/Oil	1,834	2,533	1,626	1,251	1,525	937	61.44%	2,011
043-516-426	Travel Allowance	725	95	-	1,479	-	608	#DIV/0!	-
043-516-440	Utilities	10,614	13,185	12,888	8,357	9,500	4,783	50.35%	9,500
043-516-450	Repairs/Maint	7,311	1,834	7,165	9,563	7,000	3,345	47.79%	7,000
043-516-573	Capital Outlay-Construction	38,908	15,931	119,546	25,621	-	19,987	#DIV/0!	-
<b>Total Recreation Facility Expenditures</b>		<b>134,108</b>	<b>128,056</b>	<b>211,462</b>	<b>91,993</b>	<b>61,130</b>	<b>52,183</b>	<b>85.36%</b>	<b>71,915</b>
<b>REVENUE OVER/(UNDER) EXPENDITURES</b>		<b>(975)</b>	<b>(3,626)</b>	<b>(13,505)</b>	<b>(11,252)</b>	<b>(680)</b>	<b>(183)</b>	<b>26.85%</b>	<b>(0)</b>
<b>HOTEL/MOTEL TAX FUND</b>									
045-318-110	Occupancy Tax Revenue	35,518	43,015	50,146	63,598	40,000	38,273	95.68%	40,000
045-360-000	Interest Earned	139	-	-	-	-	-	#DIV/0!	-
<b>Total Hotel/Motel Tax Fund Revenue</b>		<b>35,657</b>	<b>43,015</b>	<b>50,146</b>	<b>63,598</b>	<b>40,000</b>	<b>38,273</b>	<b>95.68%</b>	<b>40,000</b>
045-430-330	Event Expenses	47,301	32,927	34,865	45,190	49,750	26,000	#DIV/0!	49,750
045-430-331	Supplies	-	-	-	-	500	-	0.00%	500
<b>Total Hotel/Motel Tax Fund Expenditures</b>		<b>47,301</b>	<b>32,927</b>	<b>34,865</b>	<b>45,190</b>	<b>50,250</b>	<b>26,000</b>	<b>51.74%</b>	<b>50,250</b>
<b>REVENUE OVER/(UNDER) EXPENDITURES</b>		<b>(11,644)</b>	<b>10,088</b>	<b>15,281</b>	<b>18,408</b>	<b>(10,250)</b>	<b>12,273</b>	<b>-119.74%</b>	<b>(10,250)</b>

**FRANKLIN COUNTY, TEXAS**

**2018 ADOPTED BUDGET**

**ACTUALS AS OF 07/31/2017**

09/07/2017 16:19

Account #	Description	2013 Actuals	2014 Actuals	2015 Actuals	2016 Actuals	2017 Budget	2017 Actuals As of 7/31/2017	% of Budget	2018 Budget
<b>COUNTY LAW LIBRARY</b>									
051-340-050	Fees-Law Library	6,468	6,325	6,348	5,910	-	3,470	#DIV/0!	-
051-360-000	Interest Earned	385	482	569	409	100	84	83.86%	100
<b>Total County Law Library Revenue</b>		<b>6,853</b>	<b>6,807</b>	<b>6,917</b>	<b>6,318</b>	<b>100</b>	<b>3,553</b>	<b>3553.37%</b>	<b>100</b>
051-650-330	Supplies	336	364	380	528	5,000	396	7.92%	5,000
051-650-590	Law Books / Pamphlets	-	-	-	-	3,800	-	0.00%	3,800
<b>Total County Law Library Expenditures</b>		<b>336</b>	<b>364</b>	<b>380</b>	<b>528</b>	<b>8,800</b>	<b>396</b>	<b>4.50%</b>	<b>8,800</b>
<b>REVENUE OVER/(UNDER) EXPENDITURES</b>		<b>6,517</b>	<b>6,443</b>	<b>6,537</b>	<b>5,790</b>	<b>(8,700)</b>	<b>3,157</b>	<b>-36.29%</b>	<b>(8,700)</b>
<b>DEBT SERVICE</b>									
060-310-110	Ad Valorem-Current	121,519	114,338	65,585	54,174	52,412	57,196	109.13%	54,906
060-310-120	Ad Valorem-Delinquent	866	990	1,189	1,180	500	414	82.80%	500
060-360-000	Interest Earned	1,443	920	566	348	250	183	73.20%	250
060-390-010	Transfer from General	15,095	60,725	-	-	-	-	#DIV/0!	-
060-390-082	Transfer from Jail Housing	30,000	215,115	-	-	-	-	#DIV/0!	-
<b>Total Debt Service Revenue</b>		<b>168,923</b>	<b>392,088</b>	<b>67,340</b>	<b>55,702</b>	<b>53,162</b>	<b>57,793</b>	<b>108.71%</b>	<b>55,656</b>
060-680-612	Jail Exp-Certificates of Oblig	131,453	415,631	-	-	-	-	#DIV/0!	-
060-680-613	CH Renovation Cert of Oblig	13,810	54,478	55,166	56,198	57,304	28,535	49.80%	58,284
060-680-652	Jail Exp - Interest	13,242	14,435	-	-	-	-	#DIV/0!	-
060-680-683	CH Renovation Interest	1,285	6,247	5,384	4,239	3,408	1,805	52.97%	2,422
<b>Total Debt Service Expenditures</b>		<b>159,790</b>	<b>490,791</b>	<b>60,550</b>	<b>60,437</b>	<b>60,712</b>	<b>30,341</b>	<b>49.97%</b>	<b>60,706</b>
<b>REVENUE OVER/(UNDER) EXPENDITURES</b>		<b>9,133</b>	<b>(98,703)</b>	<b>6,790</b>	<b>(4,735)</b>	<b>(7,550)</b>	<b>27,452</b>	<b>-363.61%</b>	<b>(5,050)</b>
<b>AIRPORT</b>									
080-321-900	Sales-Lot Ground Lease	3,765	3,765	3,765	3,765	3,765	3,899	103.57%	3,765
080-321-950	Fees-Comm Hall Rental	3,725	3,500	1,200	2,200	1,200	1,400	116.67%	1,200
080-390-010	Transfer from General	72,892	34,198	46,677	7,780	97,035	44,272	45.62%	17,035
<b>Total Airport Revenue</b>		<b>80,382</b>	<b>41,463</b>	<b>51,642</b>	<b>13,745</b>	<b>102,000</b>	<b>49,571</b>	<b>48.60%</b>	<b>22,000</b>
080-516-330	Supplies	1,168	582	523	2,796	1,000	522	52.16%	1,000
080-516-440	Utilities	8,811	7,500	7,341	5,005	9,000	2,464	27.37%	9,000
080-516-450	Equipment-Repairs	403	9,077	195	5,944	12,000	240	2.00%	12,000
080-516-455	Terminal/Runway-Repairs	70,000	24,304	43,583	-	80,000	44,272	55.34%	-
<b>Total Airport Expenditures</b>		<b>80,382</b>	<b>41,463</b>	<b>51,642</b>	<b>13,745</b>	<b>102,000</b>	<b>47,497</b>	<b>46.57%</b>	<b>22,000</b>
<b>REVENUE OVER/(UNDER) EXPENDITURES</b>		<b>-</b>	<b>-</b>	<b>-</b>	<b>-</b>	<b>-</b>	<b>2,074</b>	<b>#DIV/0!</b>	<b>-</b>

**FRANKLIN COUNTY, TEXAS**

**2018 ADOPTED BUDGET**

**ACTUALS AS OF 07/31/2017**

09/07/2017 17:24

Account #	Description	2013 Actuals	2014 Actuals	2015 Actuals	2016 Actuals	2017 Budget	2017 Actuals As of 7/31/2017	% of Budget	2018 Budget
<b>JAIL COMMISSARY</b>									
081-360-000	Interest Earned	666	704	526	577	350	159	45.37%	350
081-367-000	Sales-Inmate Commissary	17,927	27,497	58,445	73,872	25,000	25,594	102.37%	25,000
081-367-001	Sales Tax-Inmate Commissary	2,293	2,616	5,327	6,241	2,500	2,653	106.12%	2,500
081-367-002	Sales-Inmate Calling Cards	14,760	12,050	20,610	20,470	12,000	7,860	65.50%	12,000
081-370-400	Other Income	-	4,789	2,090	3,010	-	-	#DIV/0!	-
<b>Total Jail Commissary Revenue</b>		<b>35,646</b>	<b>47,656</b>	<b>86,998</b>	<b>104,170</b>	<b>39,850</b>	<b>36,266</b>	<b>91.01%</b>	<b>39,850</b>
081-512-330	Supplies	5,351	5,494	2,287	3,193	6,000	1,936	32.27%	6,000
081-512-331	Hog Maintenance	5,375	5,429	3,796	2,933	5,000	2,778	55.56%	5,000
081-512-332	Garden Expense	513	895	1,500	861	1,000	645	64.48%	1,000
081-512-391	Sales Tax	2,051	2,579	5,237	6,291	2,500	2,441	97.64%	2,500
081-512-451	Repairs/Maint	587	1,267	499	78	1,500	417	27.78%	1,500
081-512-466	Cost-Inventory	16,495	16,717	29,131	36,280	17,000	10,384	61.08%	17,000
081-512-467	Cost-Calling Cards	-	5,606	10,624	10,195	6,000	2,580	43.00%	6,000
081-512-486	Uniforms - Jailers	-	-	-	-	2,000	-	0.00%	-
081-512-573	Capital Purchase	-	-	38,680	2,437	30,000	-	0.00%	30,000
<b>Total Jail Commissary Expenditures</b>		<b>30,372</b>	<b>37,987</b>	<b>91,754</b>	<b>62,268</b>	<b>71,000</b>	<b>21,180</b>	<b>29.83%</b>	<b>69,000</b>
<b>REVENUE OVER/(UNDER) EXPENDITURES</b>		<b>5,274</b>	<b>9,669</b>	<b>(4,756)</b>	<b>41,902</b>	<b>(31,150)</b>	<b>15,085</b>	<b>-48.43%</b>	<b>(29,150)</b>
<b>JAIL HOUSING/EXPANSION</b>									
082-339-000	Housing Inmates	80,845	186,760	260,200	449,639	-	48,600	#DIV/0!	-
082-360-000	Interest Earned	1,573	2,817	2,886	3,678	1,500	1,197	79.80%	1,500
<b>Total Jail Housing/Expansion Revenue</b>		<b>82,418</b>	<b>189,577</b>	<b>263,086</b>	<b>453,317</b>	<b>1,500</b>	<b>49,797</b>	<b>3319.80%</b>	<b>1,500</b>
082-570-405	Meals-Inmates	-	-	-	-	-	-	#DIV/0!	-
082-700-010	Transfer to General Fund	-	-	58,525	104,729	302,759	261,660	86.43%	85,000
082-700-060	Transfer to Debt Service	30,000	215,115	-	-	-	-	#DIV/0!	-
<b>Total Jail Housing/Expansion Expenditures</b>		<b>30,000</b>	<b>215,115</b>	<b>58,525</b>	<b>104,729</b>	<b>302,759</b>	<b>261,660</b>	<b>86.43%</b>	<b>85,000</b>
<b>REVENUE OVER/(UNDER) EXPENDITURES</b>		<b>52,418</b>	<b>(25,538)</b>	<b>204,561</b>	<b>348,587</b>	<b>(301,259)</b>	<b>(211,863)</b>	<b>70.33%</b>	<b>(83,500)</b>
						2 Vehicles - Deputy			84,000
						Dispatch - Locator Software EMC/FM			1,000
									85,000
<b>SHERIFF FORFEITURE FUND</b>									
Forfeiture Revenues									-
Drug Awareness									1,000
Law Enforcement Equipment									5,000
Uniforms									2,000
<b>Total Forfeiture Expenses</b>									<b>8,000</b>
<b>REVENUE OVER/(UNDER) EXPENDITURES</b>									<b>(8,000)</b>